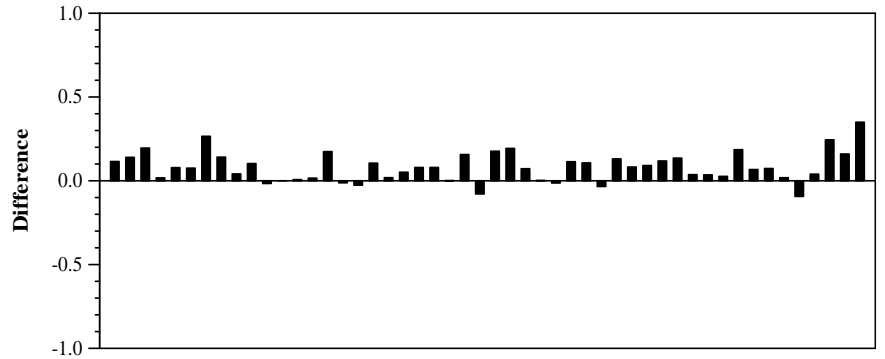
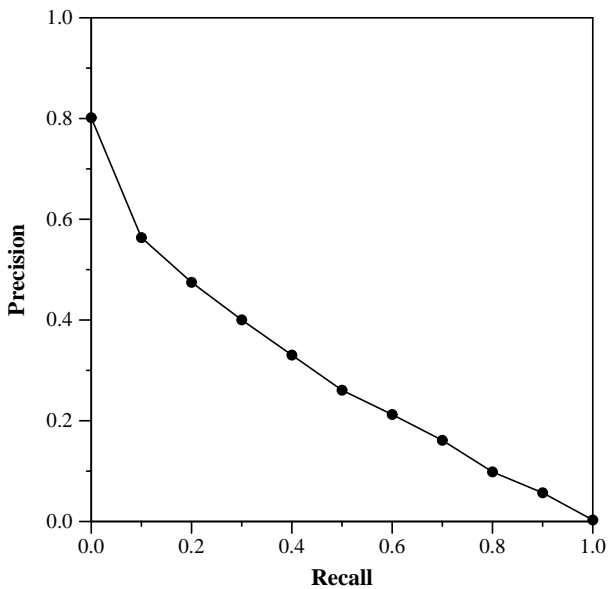


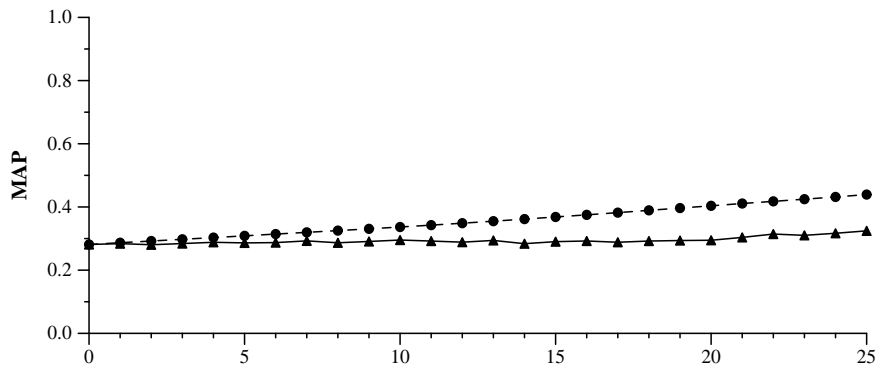
Robust track results — Queens College, CUNY

Summary Statistics	
Run ID	pircRB05td3
Run Description:	Automatic run, title+desc
Total number retrieved	50000
Total relevant	6561
Total relevant retrieved	4770
MAP	0.2813
Geometric MAP	0.2047

Document Level Averages	
	Precision
At 5 docs	0.5480
At 10 docs	0.5440
At 15 docs	0.5267
At 20 docs	0.5130
At 30 docs	0.4733
At 100 docs	0.3490
At 200 docs	0.2655
At 500 docs	0.1610
At 1000 docs	0.0954
R-Precision	
Exact	0.3225



Difference from median in average precision per topic



Area between optimal and predicted MAP curves: 1.6065