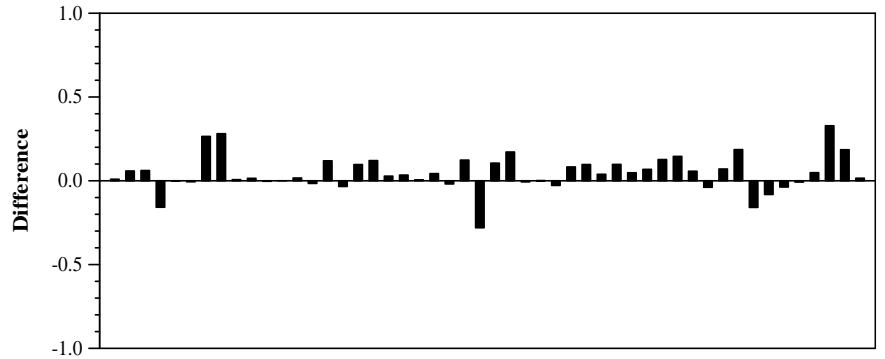
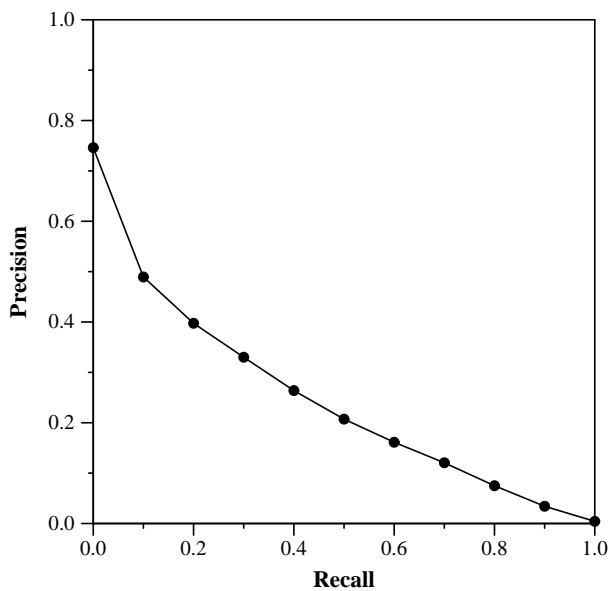


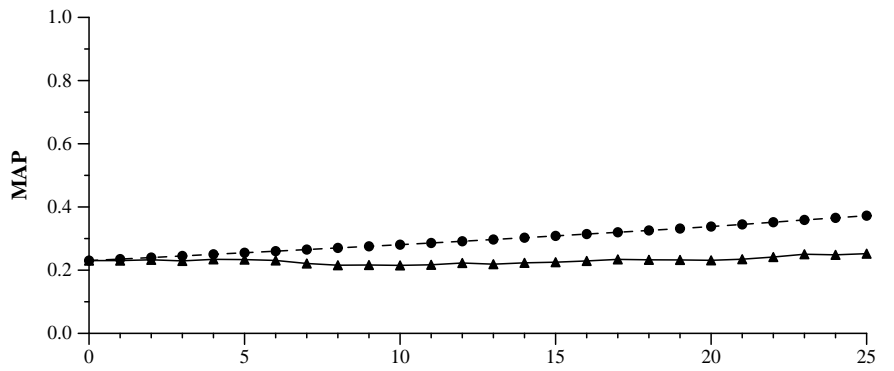
Robust track results — Queens College, CUNY

Summary Statistics	
Run ID	pircRB05d1
Run Description:	Automatic run, description only
Total number retrieved	50000
Total relevant	6561
Total relevant retrieved	4301
MAP	0.2303
Geometric MAP	0.1252

Document Level Averages	
	Precision
At 5 docs	0.4880
At 10 docs	0.4660
At 15 docs	0.4387
At 20 docs	0.4190
At 30 docs	0.4060
At 100 docs	0.2960
At 200 docs	0.2244
At 500 docs	0.1422
At 1000 docs	0.0860
R-Precision	
Exact	0.2839



Difference from median in average precision per topic



Area between optimal and predicted MAP curves: 1.7325