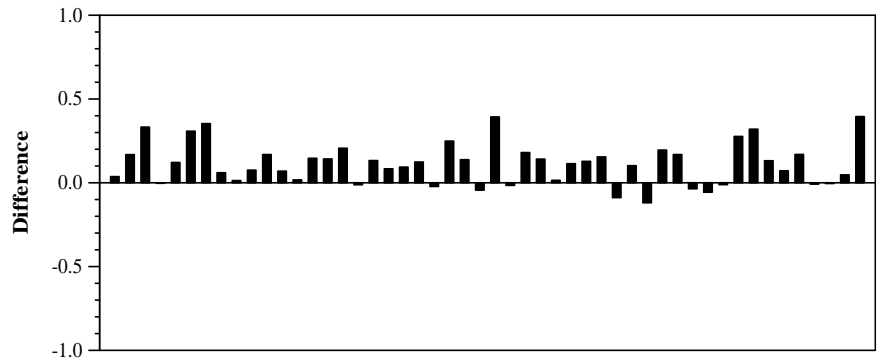
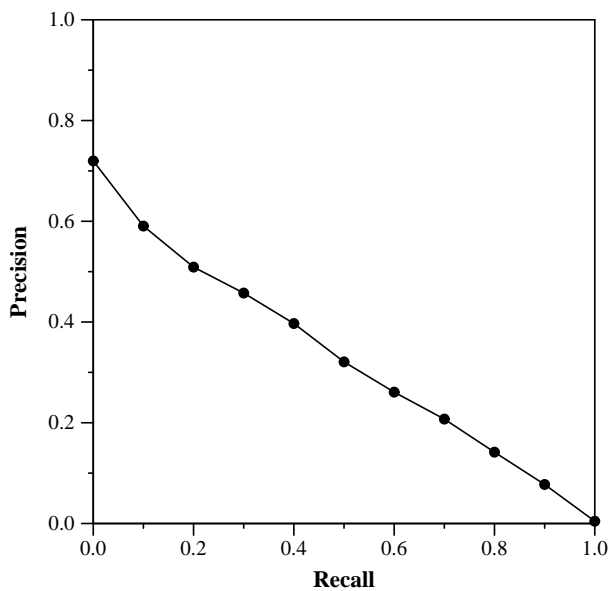
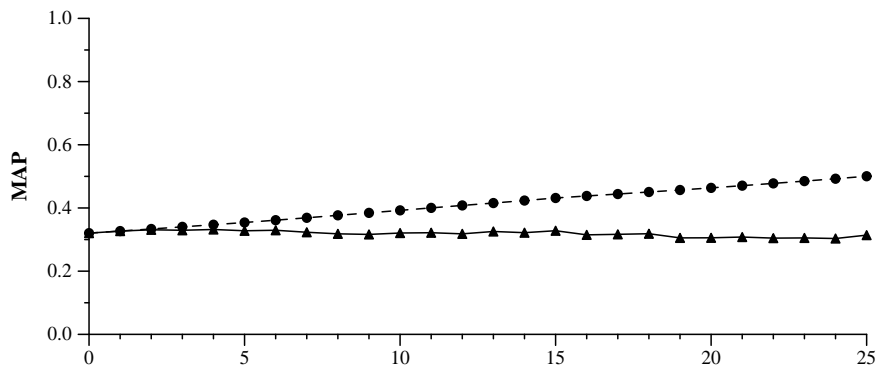


| Summary Statistics | |
|--------------------------|---------------------------|
| Run ID | indri05RdmeT |
| Run Description: | Automatic run, title only |
| Total number retrieved | 50000 |
| Total relevant | 6561 |
| Total relevant retrieved | 4883 |
| MAP | 0.3204 |
| Geometric MAP | 0.1967 |

| Document Level Averages | |
|-------------------------|-----------|
| | Precision |
| At 5 docs | 0.5520 |
| At 10 docs | 0.5280 |
| At 15 docs | 0.5213 |
| At 20 docs | 0.5100 |
| At 30 docs | 0.4907 |
| At 100 docs | 0.3794 |
| At 200 docs | 0.2812 |
| At 500 docs | 0.1648 |
| At 1000 docs | 0.0977 |
| R-Precision | |
| Exact | 0.3470 |



Difference from median in average precision per topic



Area between optimal and predicted MAP curves: 2.3777