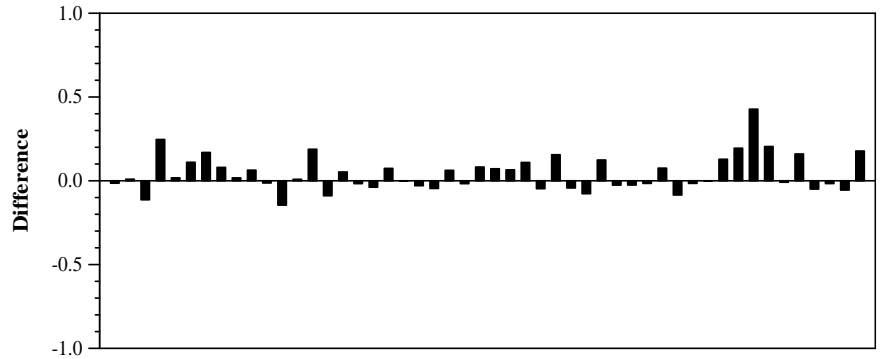
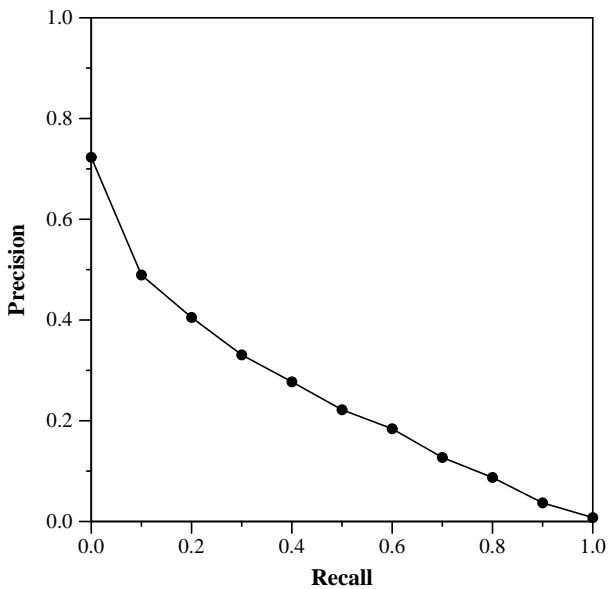
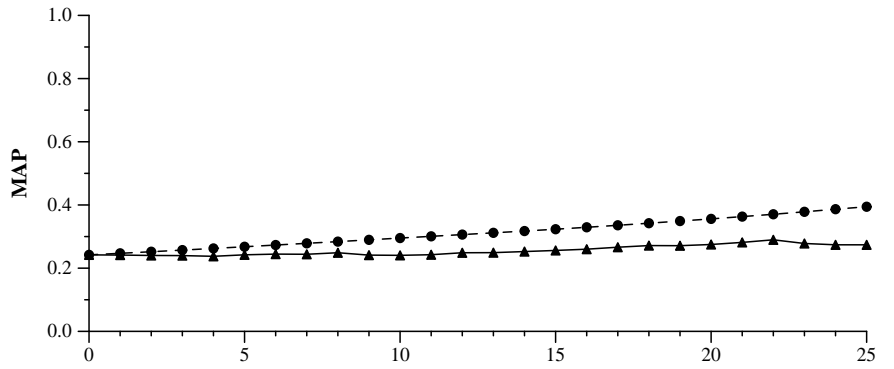


Summary Statistics	
Run ID	JuruTDWE
Run Description:	Automatic run, title+desc
Total number retrieved	50000
Total relevant	6561
Total relevant retrieved	4334
MAP	0.2421
Geometric MAP	0.1407

Document Level Averages	
	Precision
At 5 docs	0.5040
At 10 docs	0.4840
At 15 docs	0.4733
At 20 docs	0.4600
At 30 docs	0.4200
At 100 docs	0.3110
At 200 docs	0.2396
At 500 docs	0.1448
At 1000 docs	0.0867
R-Precision	
Exact	0.2884



Difference from median in average precision per topic



Area between optimal and predicted MAP curves: 1.4613