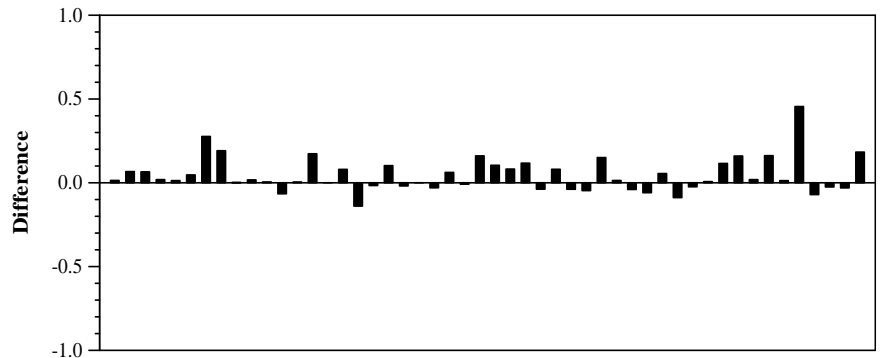
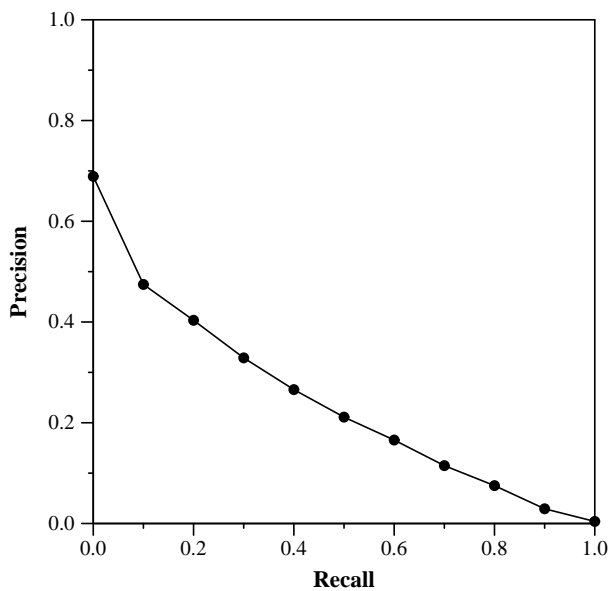
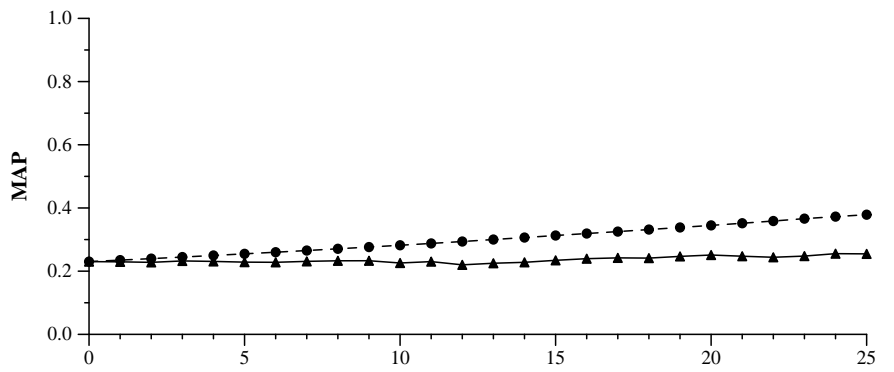


Summary Statistics	
Run ID	JuruDWE
Run Description:	Automatic run, description only
Total number retrieved	50000
Total relevant	6561
Total relevant retrieved	4187
MAP	0.2302
Geometric MAP	0.1285

Document Level Averages	
	Precision
At 5 docs	0.4960
At 10 docs	0.4720
At 15 docs	0.4627
At 20 docs	0.4530
At 30 docs	0.4120
At 100 docs	0.3010
At 200 docs	0.2298
At 500 docs	0.1392
At 1000 docs	0.0837
R-Precision	
Exact	0.2818



Difference from median in average precision per topic



Area between optimal and predicted MAP curves: 1.6585