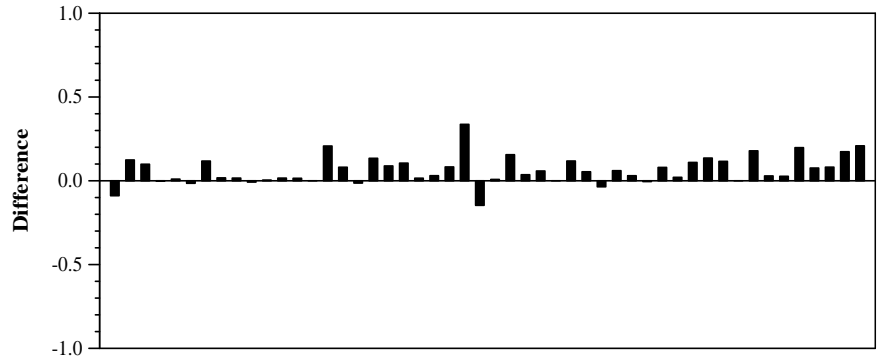
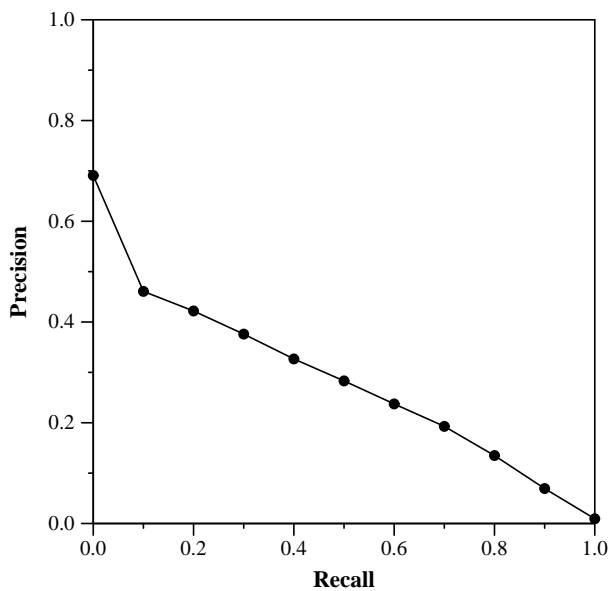


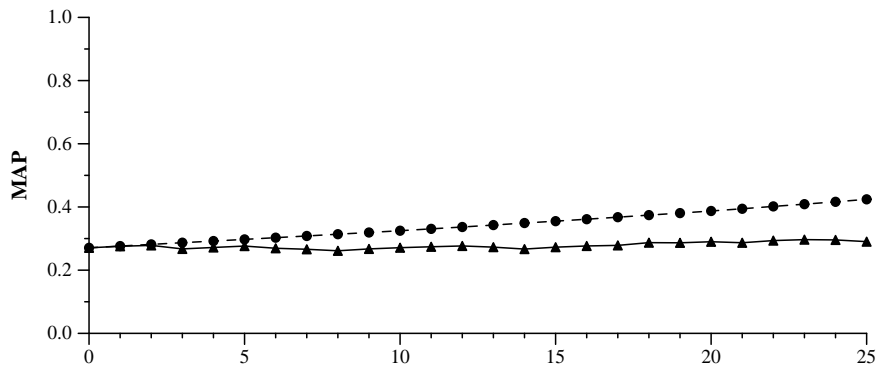
Robust track results — Chinese Academy of Sciences (ICT)

Summary Statistics	
Run ID	ICT05qerfTg
Run Description:	Automatic run, title only
Total number retrieved	50000
Total relevant	6561
Total relevant retrieved	5078
MAP	0.2707
Geometric MAP	0.1888

Document Level Averages	
	Precision
At 5 docs	0.4880
At 10 docs	0.4440
At 15 docs	0.4200
At 20 docs	0.4160
At 30 docs	0.4100
At 100 docs	0.3350
At 200 docs	0.2625
At 500 docs	0.1652
At 1000 docs	0.1016
R-Precision	
Exact	0.3168



Difference from median in average precision per topic



Area between optimal and predicted MAP curves: 1.6844