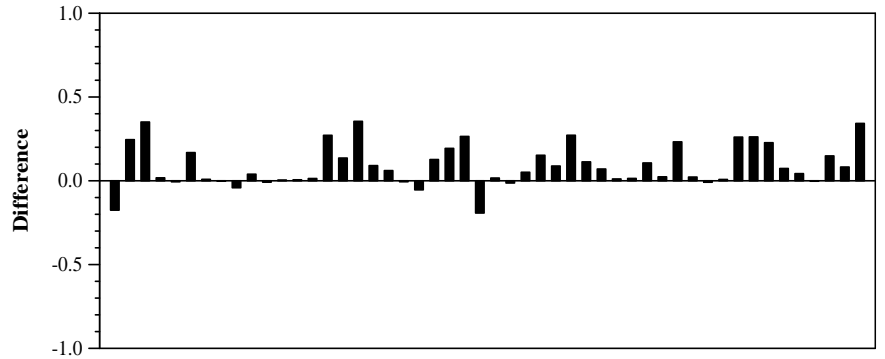
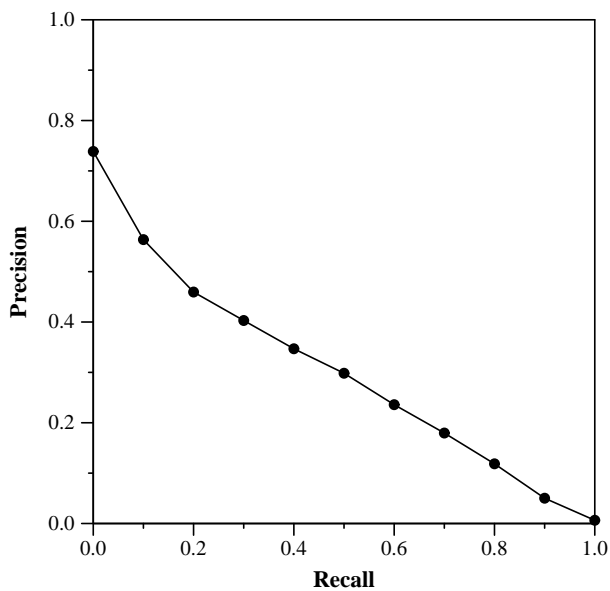


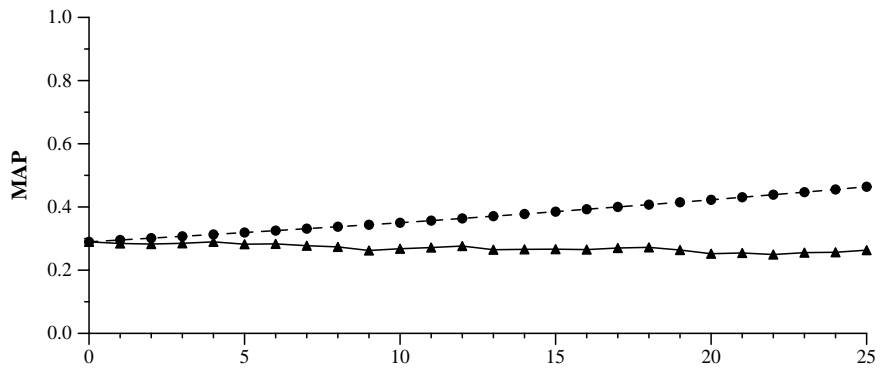
Robust track results — Arizona State University (Roussinov)

Summary Statistics	
Run ID	ASUBE3
Run Description:	Automatic run, title+desc
Total number retrieved	50000
Total relevant	6561
Total relevant retrieved	4831
MAP	0.2896
Geometric MAP	0.1772

Document Level Averages	
	Precision
At 5 docs	0.5640
At 10 docs	0.5460
At 15 docs	0.5147
At 20 docs	0.4980
At 30 docs	0.4660
At 100 docs	0.3552
At 200 docs	0.2695
At 500 docs	0.1607
At 1000 docs	0.0966
R-Precision	
Exact	0.3283



Difference from median in average precision per topic



Area between optimal and predicted MAP curves: 2.6163