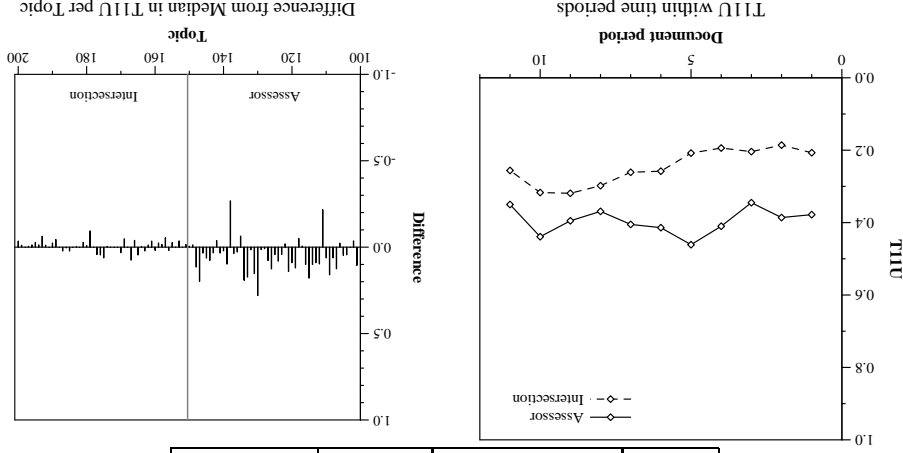


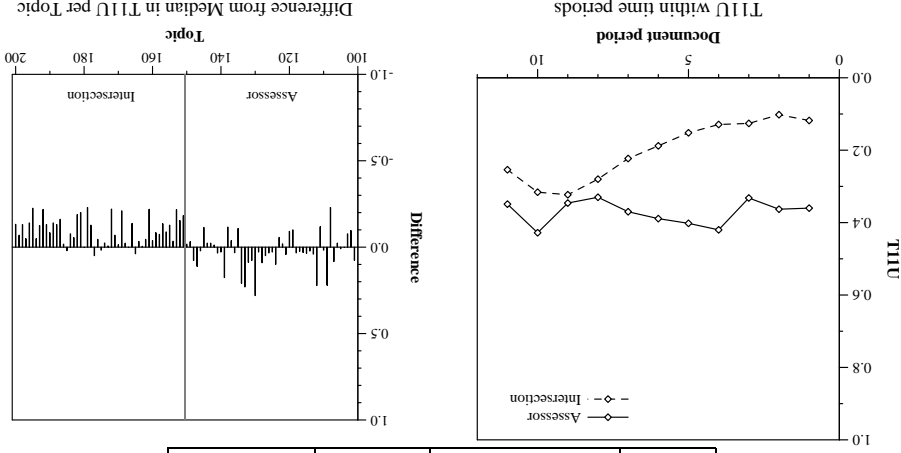
Summary Statistics			
Run ID:	ok11abn	Subtask:	adaptive
Resources used:	none	Optimized for:	T11U
Topic type:	Assessor	Number of Topics:	50
Retrieved:	2834	Rel-ret:	979
Mean T11U	0.435	Mean T11F	0.421
Mean Set Recall	0.344	Mean Set Precision	0.499
Zero returns	0		0

T11U within time periods			
Period	Doc Range	Assessor	Intersection
1	86968 - 158951	0.378	0.207
2	158952 - 226929	0.386	0.186
3	226930 - 282799	0.345	0.204
4	282800 - 349081	0.410	0.194
5	349082 - 412613	0.461	0.208
6	412614 - 477886	0.414	0.258
7	477887 - 552759	0.405	0.261
8	552760 - 628903	0.369	0.298
9	628904 - 697981	0.395	0.319
10	697982 - 771567	0.439	0.317
11	771568 - 810597	0.350	0.256



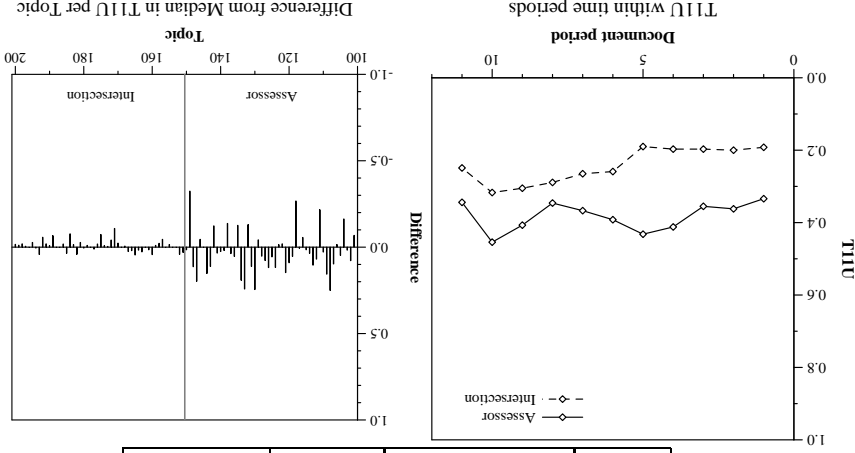
Summary Statistics			
Run ID:	ok11abn	Subtask:	adaptive
Resources used:	none	Optimized for:	T11F
Topic type:	Assessor	Number of Topics:	50
Retrieved:	1648	Rel-ret:	158
Mean T11U	0.406	Mean T11F	0.394
Mean Set Recall	0.260	Mean Set Precision	0.529
Zero returns	0		0

T11U within time periods			
Period	Doc Range	Assessor	Intersection
1	86968 - 158951	0.360	0.118
2	158952 - 226929	0.363	0.102
3	226930 - 282799	0.332	0.126
4	282800 - 349081	0.420	0.129
5	349082 - 412613	0.402	0.152
6	412614 - 477886	0.389	0.188
7	477887 - 552759	0.370	0.223
8	552760 - 628903	0.330	0.280
9	628904 - 697981	0.346	0.323
10	697982 - 771567	0.428	0.316
11	771568 - 810597	0.349	0.254



Summary Statistics		
Run ID:	ok11atsb	Subtask
	adaptive	
	Resources used:	none
	Optimized for	T11U
Topic type:	Assessor	Intersection
Number of Topics:	50	
Retrieved:	2751	778
Rel-ret:	1575	90
Mean T11U	0.409	0.250
Mean T11F	0.403	0.035
Mean Set Recall	0.328	0.017
Mean Set Precision	0.482	0.060
Zero returns	0	0

T11U within time periods			
Period	Doc Range	Assessor	Intersection
1	86968 - 158951	0.334	0.192
2	158952 - 226929	0.362	0.200
3	226930 - 282799	0.355	0.197
4	282800 - 349081	0.412	0.197
5	349082 - 412613	0.432	0.190
6	412614 - 477886	0.392	0.259
7	477887 - 552759	0.367	0.265
8	552760 - 628903	0.346	0.289
9	628904 - 697981	0.407	0.305
10	697982 - 771567	0.454	0.317
11	771568 - 810597	0.344	0.249



Summary Statistics		
Run ID:	ok11atsb	Subtask
	adaptive	
	Resources used:	none
	Optimized for	T11F
Topic type:	Assessor	Intersection
Number of Topics:	50	
Retrieved:	2035	1470
Rel-ret:	1306	74
Mean T11U	0.406	0.160
Mean T11F	0.396	0.034
Mean Set Recall	0.259	0.016
Mean Set Precision	0.526	0.062
Zero returns	0	0

T11U within time periods			
Period	Doc Range	Assessor	Intersection
1	86968 - 158951	0.369	0.115
2	158952 - 226929	0.394	0.116
3	226930 - 282799	0.346	0.119
4	282800 - 349081	0.406	0.141
5	349082 - 412613	0.410	0.138
6	412614 - 477886	0.415	0.205
7	477887 - 552759	0.364	0.220
8	552760 - 628903	0.328	0.275
9	628904 - 697981	0.338	0.304
10	697982 - 771567	0.406	0.320
11	771568 - 810597	0.330	0.241

