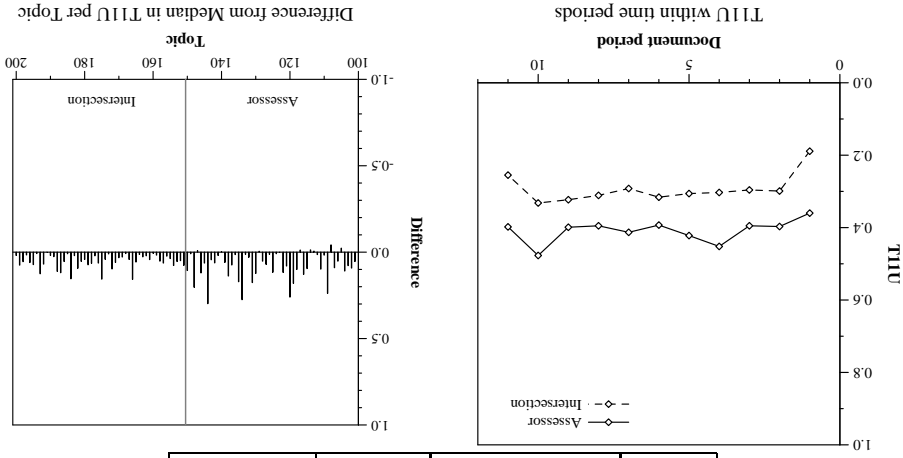


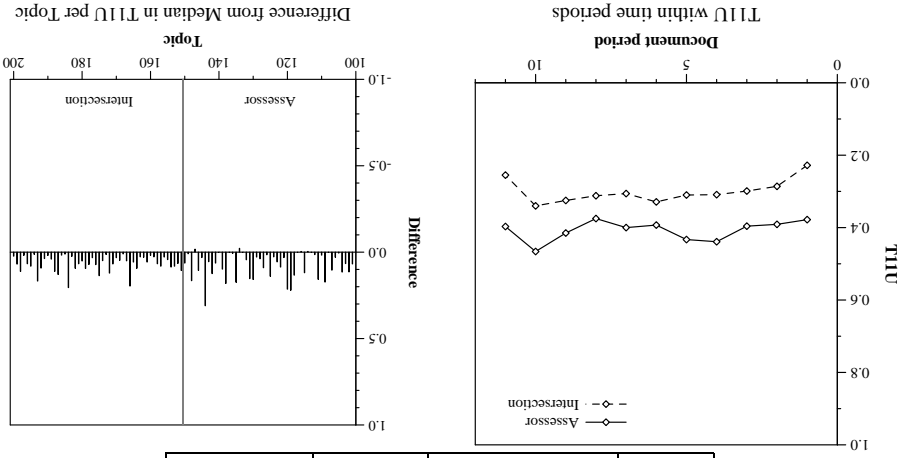
Summary Statistics		
Run ID:	KerMITT11af2	
Subtask:	adaptive	
Resources used:	none	
Optimized for:	T11U	
Topic type:	Assessor	Intersection
Number of Topics:	50	
Retrieved:	2799	559
Rel-ret:	1954	232
Mean T11U	0.459	0.311
Mean T11F	0.376	0.047
Mean Set Recall	0.297	0.022
Mean Set Precision	0.473	0.105
Zero returns	0	0

T11U within time periods			
Period	Doc Range	Assessor	Intersection
1	86968 - 158951	0.360	0.189
2	158952 - 226929	0.397	0.299
3	226930 - 282799	0.395	0.296
4	282800 - 349081	0.452	0.303
5	349082 - 412613	0.422	0.306
6	412614 - 477886	0.393	0.316
7	477887 - 552759	0.413	0.292
8	552760 - 628903	0.395	0.311
9	628904 - 697981	0.399	0.323
10	697982 - 771567	0.477	0.332
11	771568 - 810597	0.398	0.255



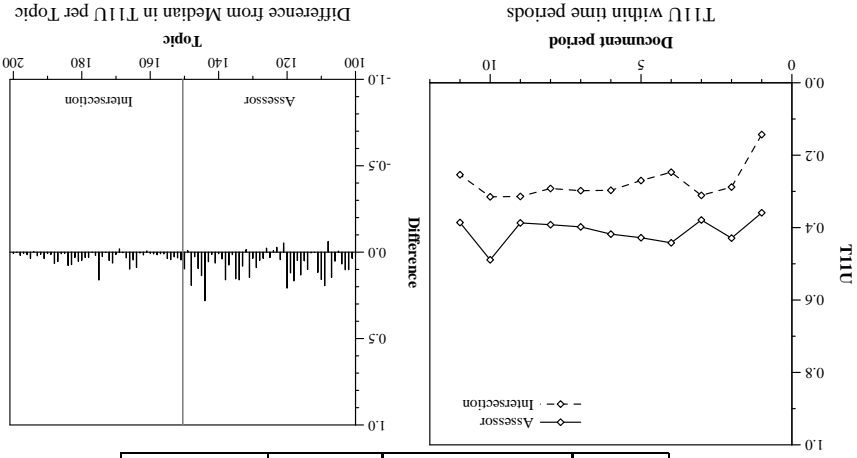
Summary Statistics		
Run ID:	KerMITT11af1	
Subtask:	adaptive	
Resources used:	none	
Optimized for:	T11U	
Topic type:	Assessor	Intersection
Number of Topics:	50	
Retrieved:	2433	443
Rel-ret:	1795	215
Mean T11U	0.456	0.323
Mean T11F	0.378	0.049
Mean Set Recall	0.259	0.021
Mean Set Precision	0.545	0.122
Zero returns	0	5

T11U within time periods			
Period	Doc Range	Assessor	Intersection
1	86968 - 158951	0.378	0.228
2	158952 - 226929	0.391	0.286
3	226930 - 282799	0.396	0.299
4	282800 - 349081	0.439	0.309
5	349082 - 412613	0.433	0.310
6	412614 - 477886	0.393	0.329
7	477887 - 552759	0.400	0.306
8	552760 - 628903	0.375	0.312
9	628904 - 697981	0.415	0.325
10	697982 - 771567	0.466	0.340
11	771568 - 810597	0.397	0.255



Summary Statistics		
Run ID:	KerMITT11af4	
Subtask:	adaptive	
Resources used:	none	
Optimized for:	T11U	
Topic type:	Assessor	Intersection
Number of Topics:	50	
Retrieved:	2668	816
Rel-ret:	1844	268
Mean T11U	0.454	0.287
Mean T11F	0.409	0.056
Mean Set Recall	0.304	0.029
Mean Set Precision	0.506	0.097
Zero returns	0	0

T11U within time periods			
Period	Doc Range	Assessor	Intersection
1	86968 - 158951	0.359	0.143
2	158952 - 226929	0.429	0.288
3	226930 - 282799	0.379	0.311
4	282800 - 349081	0.442	0.247
5	349082 - 412613	0.428	0.270
6	412614 - 477886	0.418	0.297
7	477887 - 552759	0.398	0.298
8	552760 - 628903	0.392	0.292
9	628904 - 697981	0.387	0.314
10	697982 - 771567	0.489	0.315
11	771568 - 810597	0.386	0.254



Summary Statistics		
Run ID:	KerMITT11af3	
Subtask:	adaptive	
Resources used:	none	
Optimized for:	T11F	
Topic type:	Assessor	Intersection
Number of Topics:	50	
Retrieved:	2504	777
Rel-ret:	1776	250
Mean T11U	0.458	0.285
Mean T11F	0.426	0.048
Mean Set Recall	0.302	0.026
Mean Set Precision	0.527	0.076
Zero returns	0	0

T11U within time periods			
Period	Doc Range	Assessor	Intersection
1	86968 - 158951	0.358	0.159
2	158952 - 226929	0.430	0.287
3	226930 - 282799	0.369	0.295
4	282800 - 349081	0.454	0.198
5	349082 - 412613	0.437	0.263
6	412614 - 477886	0.403	0.309
7	477887 - 552759	0.399	0.296
8	552760 - 628903	0.392	0.284
9	628904 - 697981	0.435	0.324
10	697982 - 771567	0.470	0.317
11	771568 - 810597	0.384	0.258

