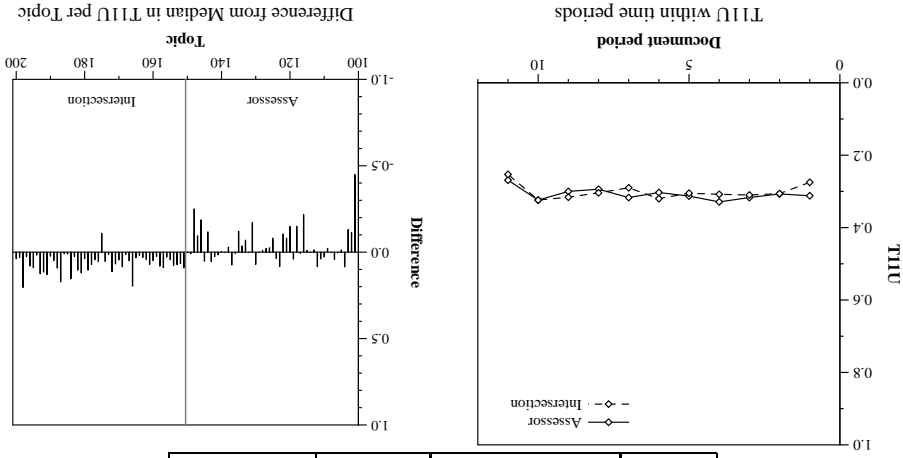


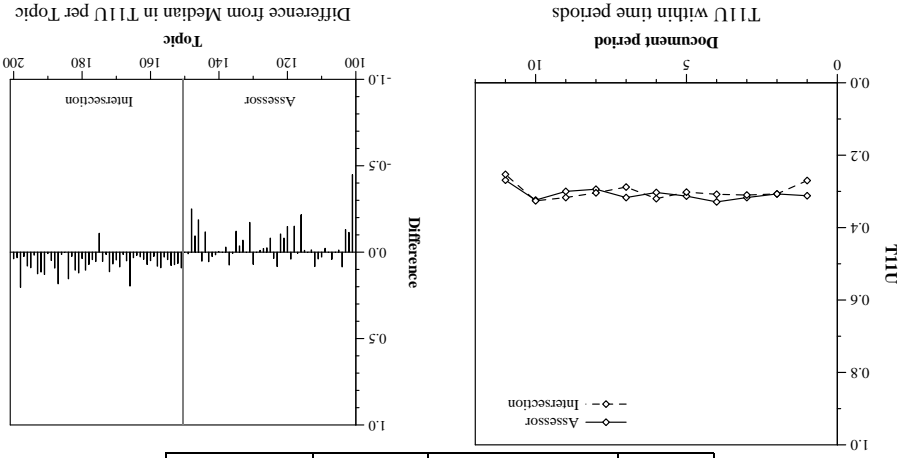
Summary Statistics			
Run ID:	ap111Fah2		
Subtask:	adaptive		
Resources used:	other TRFC		
Optimized for:	T11U		
Topic type:	Assessor	Intersection	50
Retrieved:	325		71
Rel-ret:	200		9
Mean T11U	0.342		0.322
Mean T11F	0.104		0.009
Mean Set Recall	0.039		0.002
Mean Set Precision	0.377		0.051
Zero returns	11		28

T11U within time periods			
Period	Doc Range	Assessor	Intersection
1	86968 - 158951	0.312	0.275
2	158952 - 226929	0.307	0.306
3	226930 - 282799	0.317	0.310
4	282800 - 349081	0.329	0.308
5	349082 - 412613	0.313	0.305
6	412614 - 477886	0.303	0.320
7	477887 - 552759	0.317	0.290
8	552760 - 628903	0.294	0.304
9	628904 - 697981	0.300	0.316
10	697982 - 771567	0.324	0.324
11	771568 - 810597	0.269	0.253



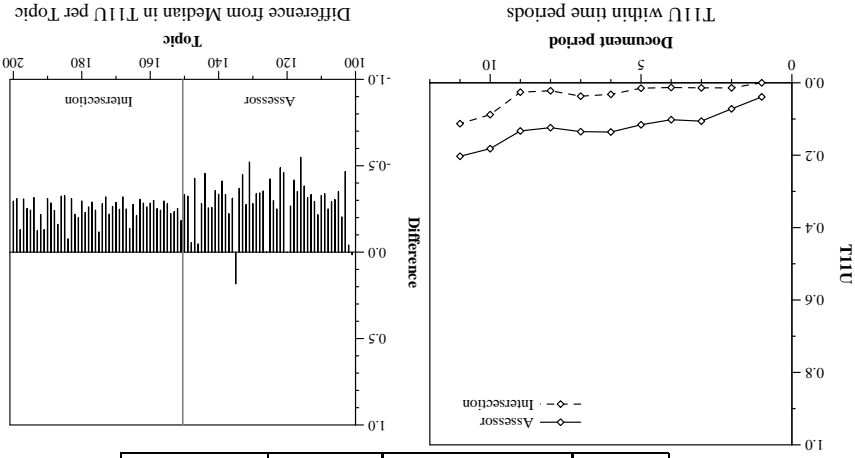
Summary Statistics			
Run ID:	ap111Fah1		
Subtask:	adaptive		
Resources used:	other TRFC		
Optimized for:	T11U		
Topic type:	Assessor	Intersection	50
Retrieved:	325		91
Rel-ret:	200		14
Mean T11U	0.342		0.322
Mean T11F	0.104		0.014
Mean Set Recall	0.039		0.003
Mean Set Precision	0.377		0.064
Zero returns	11		26

T11U within time periods			
Period	Doc Range	Assessor	Intersection
1	86968 - 158951	0.312	0.270
2	158952 - 226929	0.307	0.307
3	226930 - 282799	0.317	0.310
4	282800 - 349081	0.329	0.308
5	349082 - 412613	0.313	0.302
6	412614 - 477886	0.303	0.320
7	477887 - 552759	0.317	0.288
8	552760 - 628903	0.294	0.304
9	628904 - 697981	0.300	0.317
10	697982 - 771567	0.324	0.326
11	771568 - 810597	0.269	0.253



Summary Statistics		
Run ID:	ap111Faq2	
Subtask:	adaptive	
Resources used:	other TRFC	
Optimized for:	T11U	
Topic type:	Assessor	Intersection
Number of Topics:	50	
Retrieved:	32742	41924
Rel-ret:	2049	532
Mean T11U	0.085	0.009
Mean T11F	0.118	0.022
Mean Set Recall	0.355	0.110
Mean Set Precision	0.115	0.020
Zero returns	0	0

T11U within time periods			
Period	Doc Range	Assessor	Intersection
1	86968 - 158951	0.039	0.000
2	158952 - 226929	0.072	0.014
3	226930 - 282799	0.106	0.014
4	282800 - 349081	0.102	0.013
5	349082 - 412613	0.116	0.015
6	412614 - 477886	0.136	0.032
7	477887 - 552759	0.135	0.037
8	552760 - 628903	0.124	0.022
9	628904 - 697981	0.133	0.026
10	697982 - 771567	0.182	0.088
11	771568 - 810597	0.203	0.113



Summary Statistics		
Run ID:	ap111Faq1	
Subtask:	adaptive	
Resources used:	other TRFC	
Optimized for:	T11U	
Topic type:	Assessor	Intersection
Number of Topics:	50	
Retrieved:	45142	49398
Rel-ret:	2114	604
Mean T11U	0.059	0.008
Mean T11F	0.090	0.021
Mean Set Recall	0.369	0.115
Mean Set Precision	0.084	0.018
Zero returns	0	0

T11U within time periods			
Period	Doc Range	Assessor	Intersection
1	86968 - 158951	0.026	0.000
2	158952 - 226929	0.047	0.008
3	226930 - 282799	0.074	0.011
4	282800 - 349081	0.102	0.031
5	349082 - 412613	0.160	0.053
6	412614 - 477886	0.383	0.269
7	477887 - 552759	0.340	0.288
8	552760 - 628903	0.353	0.307
9	628904 - 697981	0.373	0.327
10	697982 - 771567	0.452	0.331
11	771568 - 810597	0.377	0.257

