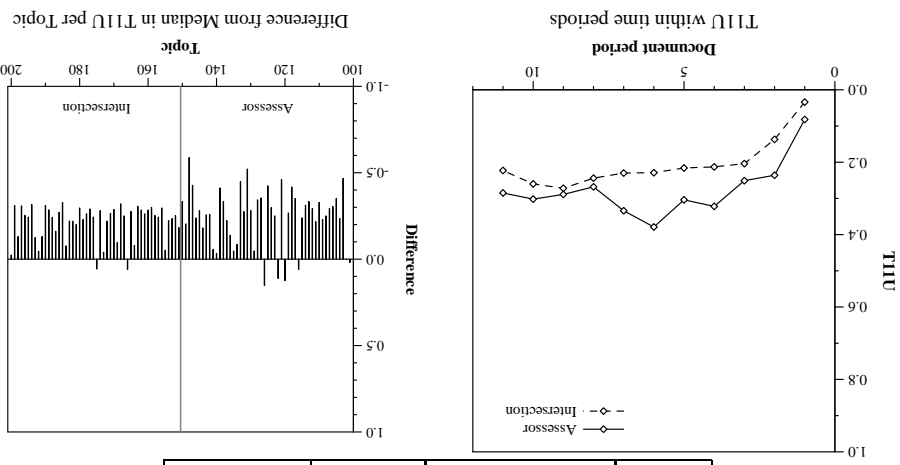


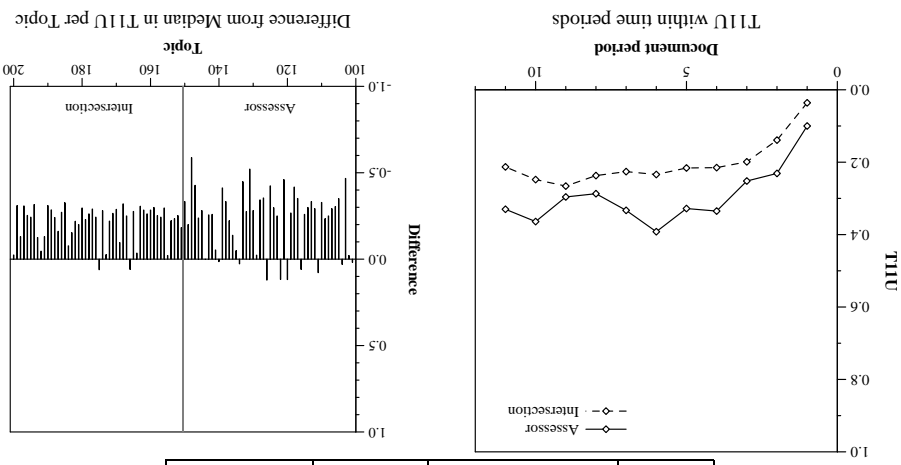
Summary Statistics		
Run ID:	pir2F02	
Subtask:	adaptive	
Resources used:	other TRFC	
Optimized for:	T11U	
Topic type:	Assessor	Intersection
Number of Topics:	50	
Retrieved:	13682	
Rel-ret:	1857	
Mean T11U	0.136	0.044
Mean T11F	0.185	0.025
Mean Set Recall	0.393	0.048
Mean Set Precision	0.189	0.027
Zero returns	0	0

T11U within time periods			
Period	Doc Range	Assessor	Intersection
1	86968 - 158951	0.082	0.034
2	158952 - 226929	0.236	0.137
3	226930 - 282799	0.251	0.204
4	282800 - 349081	0.322	0.213
5	349082 - 412613	0.304	0.216
6	412614 - 477886	0.379	0.229
7	477887 - 552759	0.334	0.230
8	552760 - 628903	0.268	0.244
9	628904 - 697981	0.289	0.272
10	697982 - 771567	0.302	0.260
11	771568 - 810597	0.285	0.223



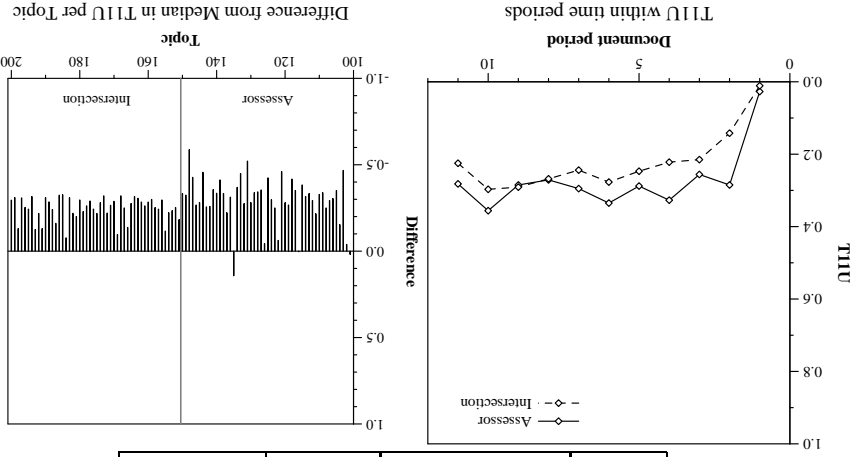
Summary Statistics		
Run ID:	pir2F01	
Subtask:	adaptive	
Resources used:	other TRFC	
Optimized for:	T11U	
Topic type:	Assessor	Intersection
Number of Topics:	50	
Retrieved:	13289	
Rel-ret:	1816	
Mean T11U	0.154	0.047
Mean T11F	0.196	0.026
Mean Set Recall	0.379	0.046
Mean Set Precision	0.200	0.028
Zero returns	0	0

T11U within time periods			
Period	Doc Range	Assessor	Intersection
1	86968 - 158951	0.100	0.036
2	158952 - 226929	0.231	0.139
3	226930 - 282799	0.252	0.199
4	282800 - 349081	0.335	0.215
5	349082 - 412613	0.328	0.216
6	412614 - 477886	0.392	0.234
7	477887 - 552759	0.333	0.226
8	552760 - 628903	0.287	0.237
9	628904 - 697981	0.296	0.266
10	697982 - 771567	0.364	0.248
11	771568 - 810597	0.330	0.213



Summary Statistics			
Run ID:	pir2F04	Subtask:	adaptive
Resources used:	other TRFC	Optimized for:	T11U
Topic type:	Assessor	Number of Topics:	50
Retrieved:	19281	Rel-ret:	401
Mean T11U	0.084	Mean T11F	0.015
Mean Set Recall	0.293	Mean Set Precision	0.013
Zero returns	0		0

T11U within time periods			
Period	Doc Range	Assessor	Intersection
1	86968 - 158951	0.027	0.011
2	158952 - 226929	0.285	0.142
3	226930 - 282799	0.256	0.215
4	282800 - 349081	0.327	0.222
5	349082 - 412613	0.288	0.247
6	412614 - 477886	0.335	0.277
7	477887 - 552759	0.295	0.244
8	552760 - 628903	0.271	0.268
9	628904 - 697981	0.285	0.291
10	697982 - 771567	0.356	0.297
11	771568 - 810597	0.282	0.225



Summary Statistics			
Run ID:	pir2F03	Subtask:	adaptive
Resources used:	other TRFC	Optimized for:	T11U
Topic type:	Assessor	Number of Topics:	50
Retrieved:	19243	Rel-ret:	402
Mean T11U	0.083	Mean T11F	0.015
Mean Set Recall	0.294	Mean Set Precision	0.013
Zero returns	0		0

T11U within time periods			
Period	Doc Range	Assessor	Intersection
1	86968 - 158951	0.026	0.011
2	158952 - 226929	0.285	0.149
3	226930 - 282799	0.256	0.215
4	282800 - 349081	0.327	0.222
5	349082 - 412613	0.288	0.247
6	412614 - 477886	0.335	0.277
7	477887 - 552759	0.295	0.244
8	552760 - 628903	0.271	0.268
9	628904 - 697981	0.285	0.291
10	697982 - 771567	0.356	0.297
11	771568 - 810597	0.282	0.225

