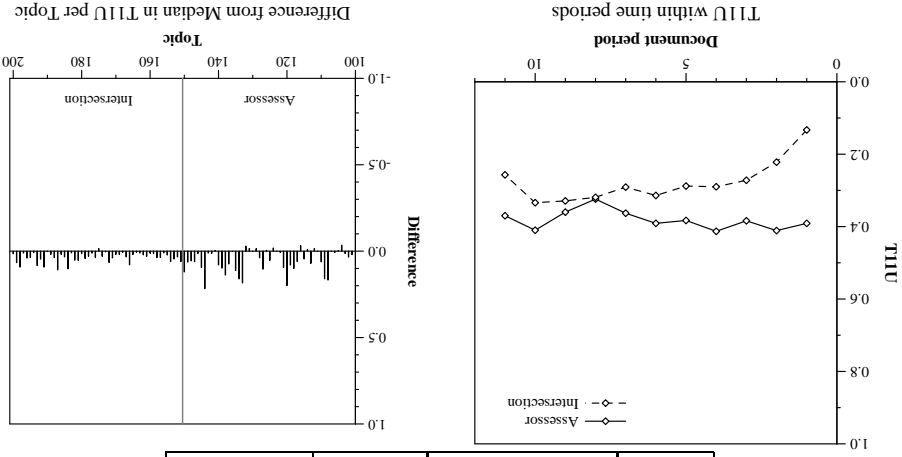


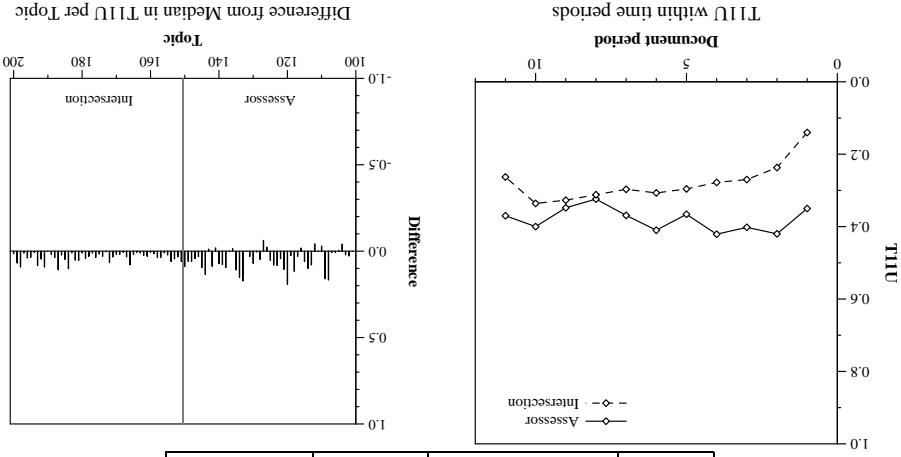
Summary Statistics		
Run ID:	CMU/DIR/FM	
Subtask:	adaptive	
Resources used:	none	
Optimized for:	T11F	
Topic type:	Assessor	Intersection
Number of Topics:	50	
Retrieved:	2338	
Rel-ret:	1595	
Mean T11U	0.433	0.292
Mean T11F	0.396	0.035
Mean Set Recall	0.267	0.014
Mean Set Precision	0.499	0.060
Zero returns	0	0

T11U within time periods			
Period	Doc Range	Assessor	Intersection
1	86968 - 158951	0.391	0.133
2	158952 - 226929	0.411	0.222
3	226930 - 282799	0.384	0.272
4	282800 - 349081	0.413	0.290
5	349082 - 412613	0.383	0.288
6	412614 - 477886	0.391	0.314
7	477887 - 552759	0.363	0.291
8	552760 - 628903	0.324	0.319
9	628904 - 697981	0.360	0.329
10	697982 - 771567	0.410	0.334
11	771568 - 810597	0.370	0.257



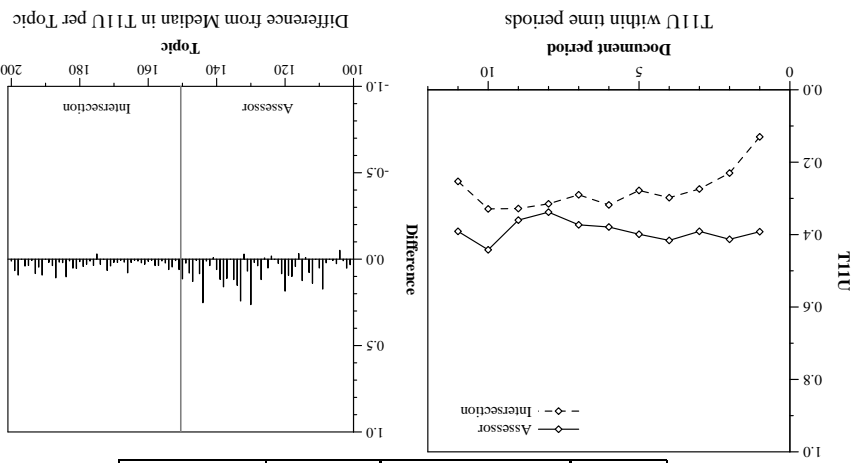
Summary Statistics		
Run ID:	CMU/DIR/FDESC	
Subtask:	adaptive	
Resources used:	none	
Optimized for:	T11F	
Topic type:	Assessor	Intersection
Number of Topics:	50	
Retrieved:	2291	
Rel-ret:	1557	
Mean T11U	0.431	0.293
Mean T11F	0.401	0.038
Mean Set Recall	0.269	0.016
Mean Set Precision	0.509	0.063
Zero returns	0	0

T11U within time periods			
Period	Doc Range	Assessor	Intersection
1	86968 - 158951	0.350	0.140
2	158952 - 226929	0.420	0.237
3	226930 - 282799	0.402	0.270
4	282800 - 349081	0.421	0.278
5	349082 - 412613	0.366	0.296
6	412614 - 477886	0.410	0.307
7	477887 - 552759	0.369	0.297
8	552760 - 628903	0.324	0.312
9	628904 - 697981	0.348	0.327
10	697982 - 771567	0.400	0.336
11	771568 - 810597	0.370	0.263



Summary Statistics		
Run ID:	CMU/DIRUmI	
Subtask:	adaptive	
Resources used:	none	
Optimized for:	T11U	
Topic type:	Assessor	Intersection
Number of Topics:	50	
Retrieved:	2580	
Rel-ret:	1715	
Mean T11U	0.447	0.290
Mean T11F	0.410	0.034
Mean Set Recall	0.301	0.013
Mean Set Precision	0.497	0.061
Zero returns	0	0

T11U within time periods			
Period	Doc Range	Assessor	Intersection
1	86968 - 158951	0.392	0.130
2	158952 - 226929	0.413	0.230
3	226930 - 282799	0.391	0.274
4	282800 - 349081	0.416	0.298
5	349082 - 412613	0.399	0.278
6	412614 - 477886	0.379	0.318
7	477887 - 552759	0.373	0.290
8	552760 - 628903	0.338	0.315
9	628904 - 697981	0.360	0.328
10	697982 - 771567	0.442	0.329
11	771568 - 810597	0.391	0.253



Summary Statistics		
Run ID:	CMU/DIRUDESC	
Subtask:	adaptive	
Resources used:	none	
Optimized for:	T11U	
Topic type:	Assessor	Intersection
Number of Topics:	50	
Retrieved:	2570	
Rel-ret:	1724	
Mean T11U	0.445	0.291
Mean T11F	0.422	0.041
Mean Set Recall	0.298	0.017
Mean Set Precision	0.517	0.072
Zero returns	0	0

T11U within time periods			
Period	Doc Range	Assessor	Intersection
1	86968 - 158951	0.387	0.129
2	158952 - 226929	0.439	0.248
3	226930 - 282799	0.391	0.250
4	282800 - 349081	0.434	0.276
5	349082 - 412613	0.391	0.272
6	412614 - 477886	0.404	0.314
7	477887 - 552759	0.390	0.290
8	552760 - 628903	0.352	0.314
9	628904 - 697981	0.353	0.321
10	697982 - 771567	0.423	0.331
11	771568 - 810597	0.388	0.256

