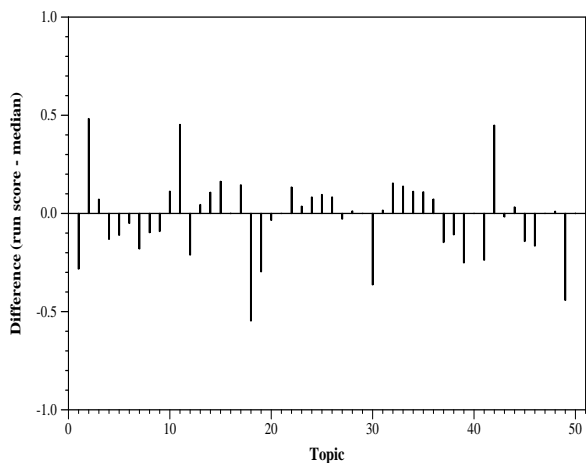
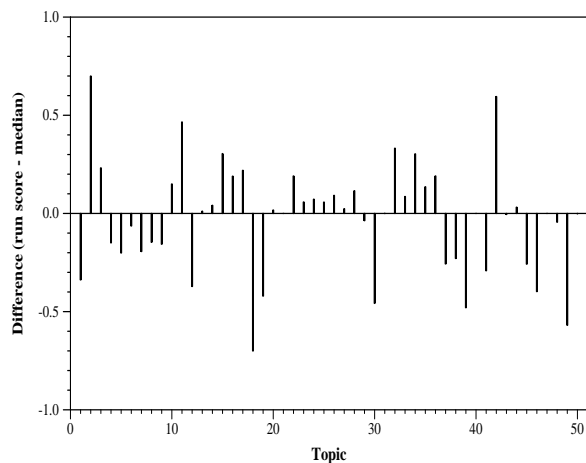


Summary Statistics	
Run ID	webisC3
Task	Task Completion
Collection category	A
Used external resources?	Yes
Number of topics	50

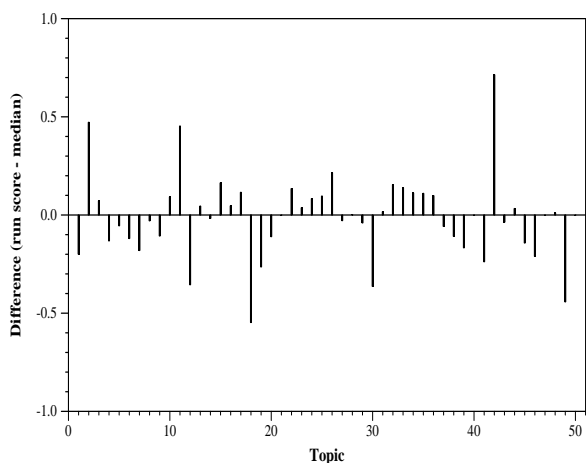
Overall measures	
Mean ERR-IA@10-relevance	0.2439
Mean ERR-IA@10-utility	0.1993
Mean ERR-IA@20-relevance	0.2585
Mean ERR-IA@20-utility	0.2136
Mean ERR-IA@1000-relevance	0.2641
Mean ERR-IA@1000-utility	0.2187
Mean alpha-nDCG@10-relevance	0.3094
Mean alpha-nDCG@10-utility	0.2579
Mean alpha-nDCG@20-relevance	0.3644
Mean alpha-nDCG@20-utility	0.3055
Mean alpha-nDCG@1000-relevance	0.4217
Mean alpha-nDCG@1000-utility	0.3644



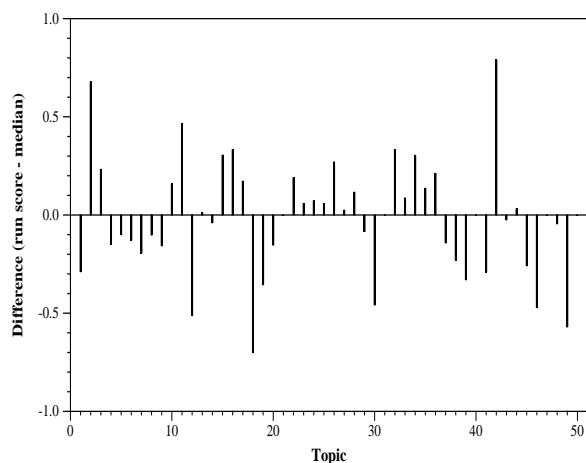
Per-topic difference from median ERR-IA@10-relevance



Per-topic difference from median alpha-nDCG@10-relevance



Per-topic difference from median ERR-IA@10-utility



Per-topic difference from median alpha-nDCG@10-utility