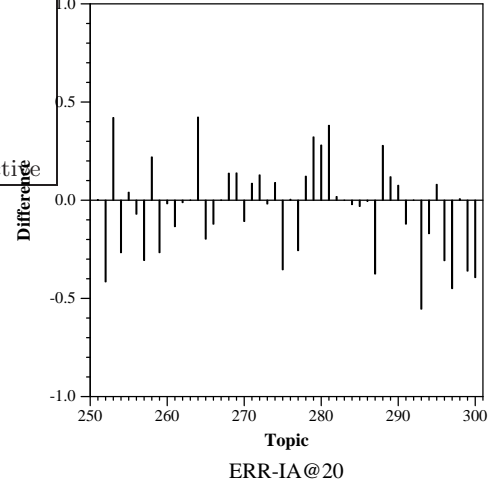


Web Track, Risk-sensitive Task results — (uogTr) University of Glasgow (Terrier Team)

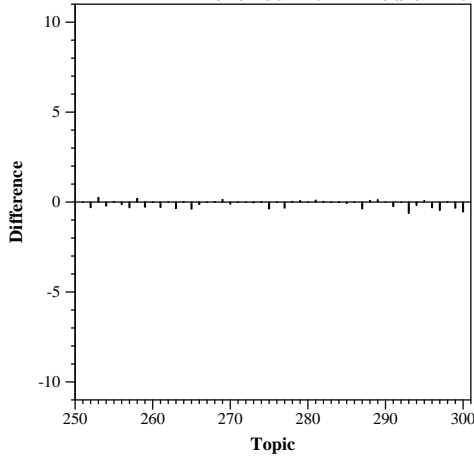
Run Description	
Run ID:	uogTrDwsts
Run type:	automatic
Doc collection:	Category A
External resources:	restricted/licensed resources
Metric optimized for:	Other
Baseline:	Terrier
Risk-sensitive approach:	learning-to-rank with risk-sensitive objective

Difference from median for ERR-IA@20 scores

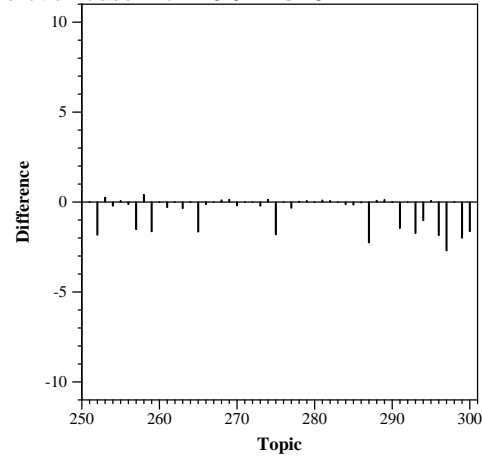


Means over 50 topics					
Measure	Score	Difference from baseline			
		terrier		rm	
		$\alpha = 0$	$\alpha = 5$	$\alpha = 0$	$\alpha = 5$
NDCG@20	0.2748	0.0150	-0.2419	0.0320	-0.1857
ERR@20	0.1747	-0.0140	-0.2688	0.0218	-0.1209
α -NDCG@20	0.6298	0.0027	-0.4425	0.0452	-0.3620
ERR-IA@20	0.5354	-0.0069	-0.5242	0.0224	-0.4750
P-IA@20	0.4545	0.0517	-0.2099	0.0611	-0.1810
MAP-IA	0.2521	0.1242	0.1051	0.1223	0.1011

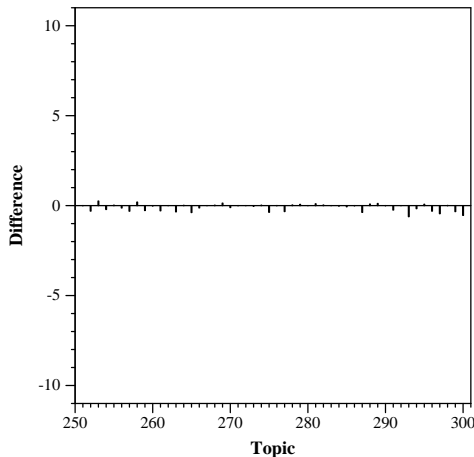
Difference from median for difference-over-baseline ERR-IA@20



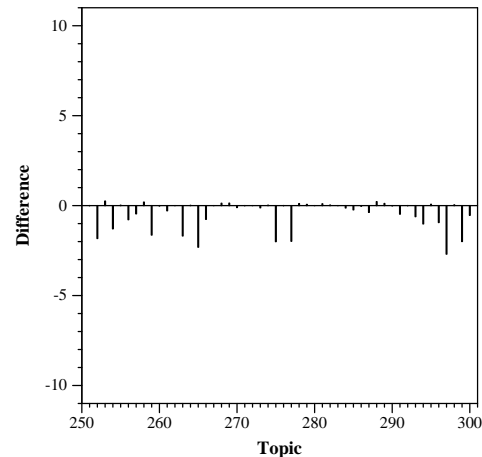
alpha=0,baseline=terrier



alpha=5,baseline=terrier



alpha=0,baseline=rm



alpha=5,baseline=rm