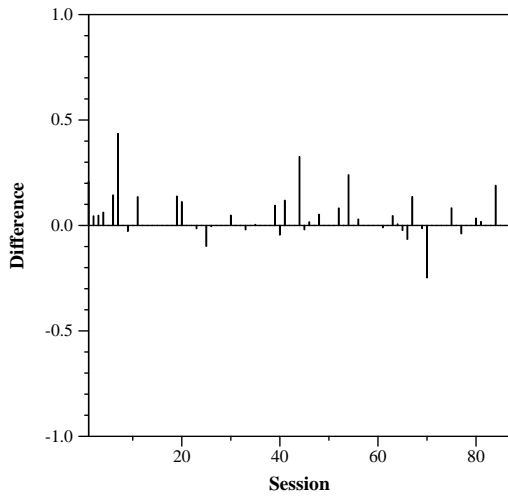


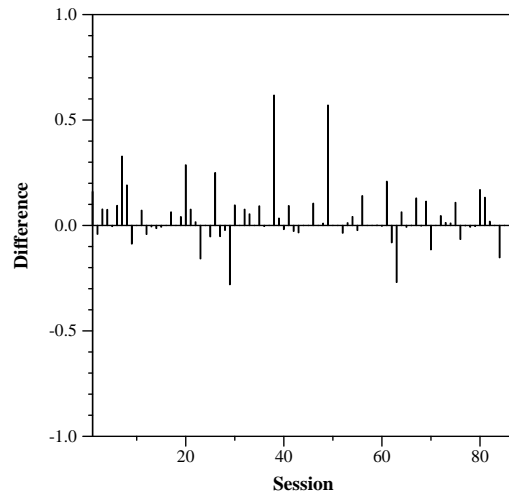
Session Track results — School of Information Sciences, University of Pittsburgh

| Run Description | |
|--|---|
| Run ID: | FixInt58N |
| Run Type: | RL1: automatic; RL2: automatic; RL3: automatic; |
| ClueWeb category: | A |
| Run component(s) using topic description | none |

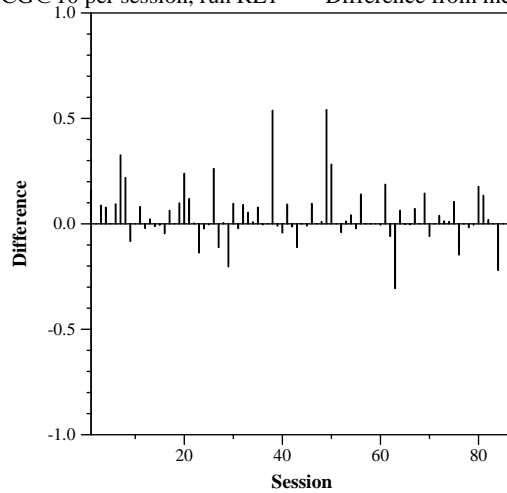
| Mean Scores | | | |
|-------------|--------|--------|--------|
| | RL1 | RL2 | RL3 |
| ERR | 0.1019 | 0.1417 | 0.1417 |
| ERR@10 | 0.0917 | 0.1303 | 0.1303 |
| nERR | 0.1635 | 0.2155 | 0.2155 |
| nERR@10 | 0.1483 | 0.1998 | 0.1998 |
| nDCG | 0.1720 | 0.2044 | 0.2044 |
| nDCG@10 | 0.1171 | 0.1521 | 0.1521 |
| MAP | 0.0629 | 0.0837 | 0.0837 |
| Prec@10 | 0.2724 | 0.3356 | 0.3356 |



Difference from median nDCG@10 per session, run RL1



Difference from median nDCG@10 per session, run RL2



Difference from median nDCG@10 per session, run RL3