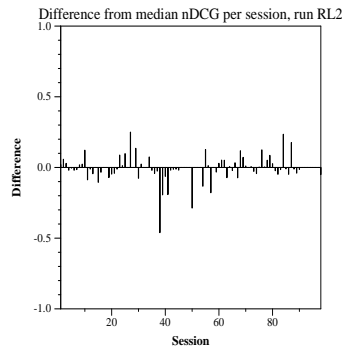
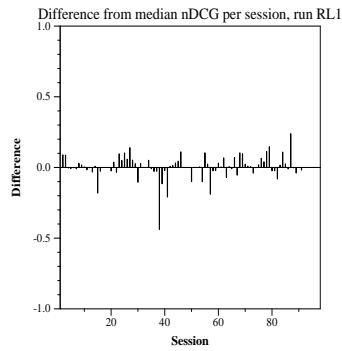
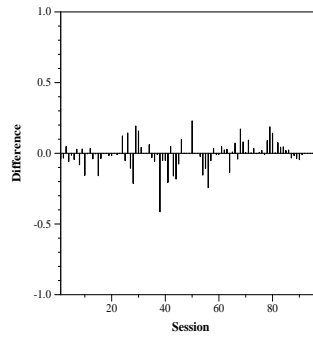
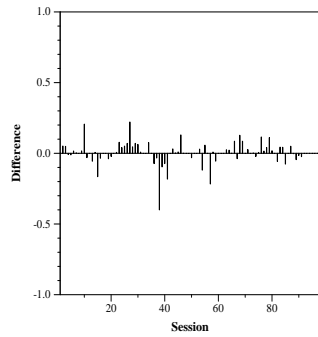


Run Description	
Run ID:	essexSAnchor
ClueWeb category:	B
Run component(s) using topic description	none

Mean Scores				
	RL1	RL2	RL3	RL4
ERR	0.1522	0.1675	0.1740	0.1762
ERR@10	0.1395	0.1557	0.1620	0.1645
nERR	0.2592	0.2796	0.2930	0.2993
nERR@10	0.2370	0.2598	0.2718	0.2795
nDCG	0.2229	0.2167	0.2393	0.2394
nDCG@10	0.1941	0.2204	0.2265	0.2307
MAP	0.1102	0.1134	0.1276	0.1223
Prec@10	0.3908	0.4429	0.4643	0.4459



Difference from median nDCG per session, run RL3

Difference from median nDCG per session, run RL4