

Detailed evaluation results for TREC Crowdsourcing Track IRAT Task SSPreEC (secondary) run by SetuServ

	TP	TN	FP	FN	P	R	Acc	Spec	FPR	FNR	LAM	AUC
min	70.348	111.978	12.640	11.775	0.816	0.821	0.881	0.881	0.123	0.183	0.110	0.855
max	71.944	113.045	11.045	10.708	0.848	0.843	0.894	0.894	0.110	0.162	0.093	0.872
avg	71.146	112.511	11.843	11.242	0.832	0.832	0.888	0.888	0.116	0.172	0.101	0.863
A1	70.876	113.079	12.112	10.674	0.825	0.833	0.889	0.888	0.115	0.171	0.102	0.864
A2	71.416	111.944	11.573	11.809	0.839	0.831	0.886	0.887	0.117	0.173	0.101	0.863

Table 1. Evaluation results for SSPreEC run, calculated over two judgment sets A1 and A2. Min/max/avg are the worst/best/average performances calculated by picking topics with min/max Acc from the A1 or A2 judgment sets.

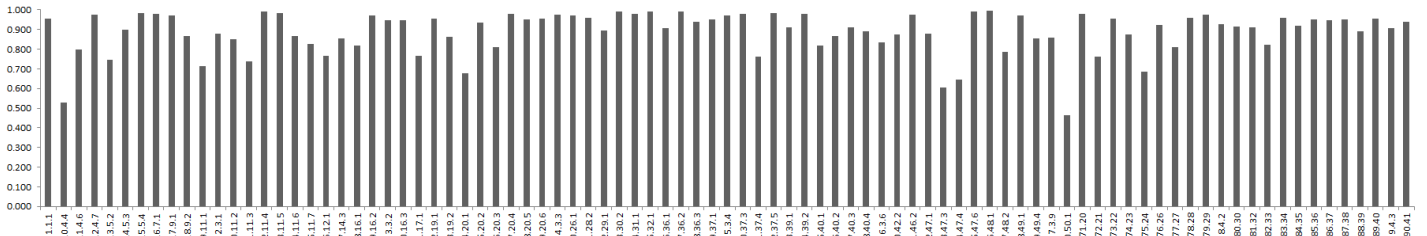


Figure 1. Per topic Acc scores (avg) for SSPreEC run

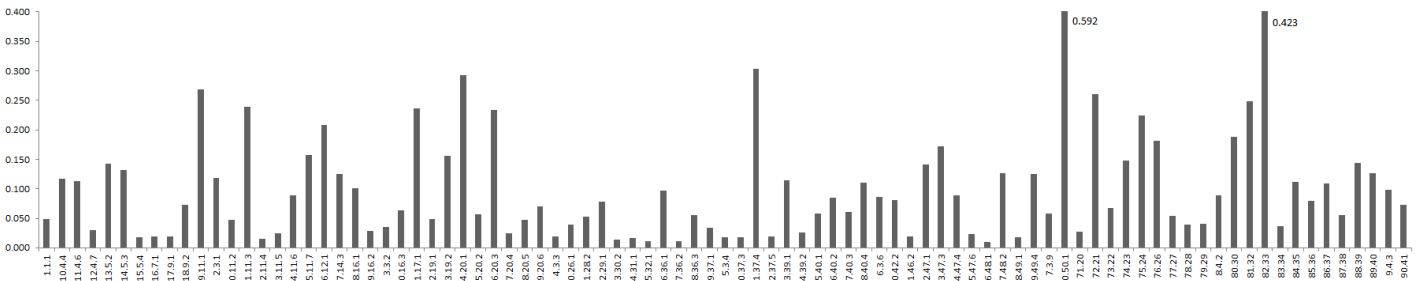


Figure 2. Per topic LAM scores (avg) for SSPreEC run

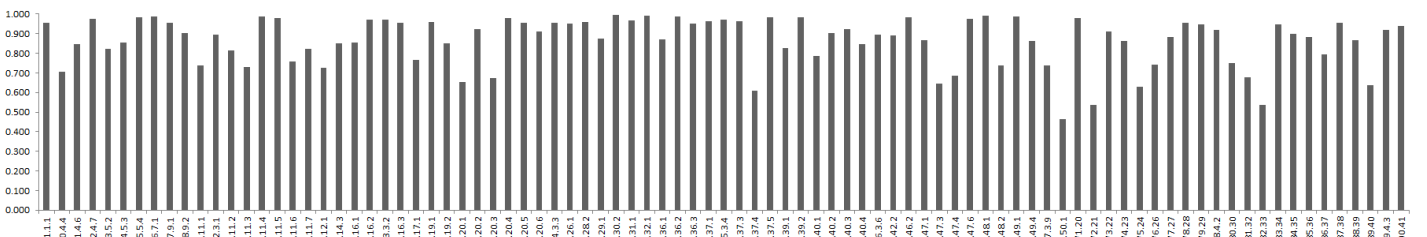


Figure 3. Per topic AUC scores (avg) for SSPreEC run