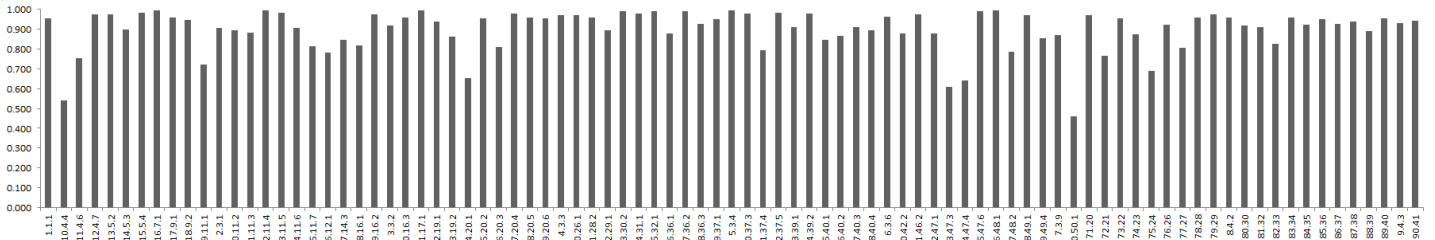


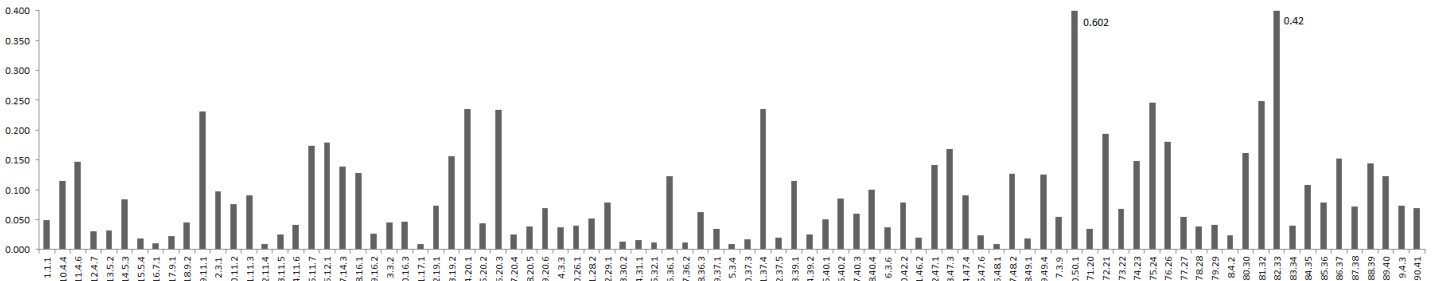
# Detailed evaluation results for TREC Crowdsourcing Track IRAT Task SSPostECv2 (primary) run by SetuServ

	TP	TN	FP	FN	P	R	Acc	Spec	FPR	FNR	LAM	AUC
min	72.292	112.011	13.202	9.236	0.817	0.846	0.891	0.877	0.127	0.158	0.099	0.865
max	74.708	112.685	10.787	8.562	0.854	0.862	0.906	0.894	0.110	0.142	0.085	0.882
avg	73.500	112.348	11.994	8.899	0.836	0.854	0.899	0.885	0.118	0.150	0.092	0.873
A1	73.045	112.742	12.449	8.506	0.826	0.855	0.899	0.885	0.119	0.150	0.092	0.873
A2	73.955	111.955	11.539	9.292	0.845	0.854	0.899	0.886	0.118	0.151	0.091	0.873

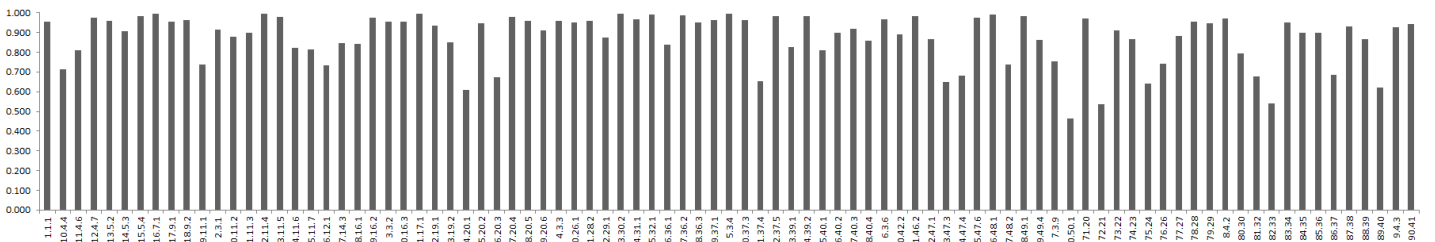
**Table 1. Evaluation results for SSPostECv2 run, calculated over two judgment sets A1 and A2. Min/max/avg are the worst/best/average performances calculated by picking topics with min/max Acc from the A1 or A2 judgment sets.**



**Figure 1. Per topic Acc scores (avg) for SSPostECv2 run**



**Figure 2. Per topic LAM scores (avg) for SSPostECv2 run**



**Figure 3. Per topic AUC scores (avg) for SSPostECv2 run**