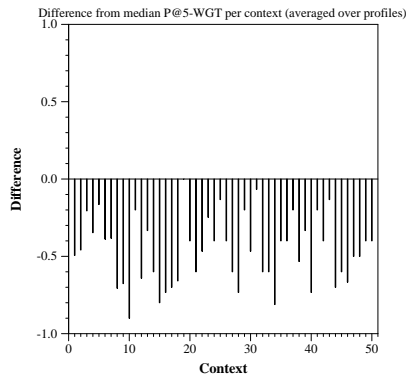
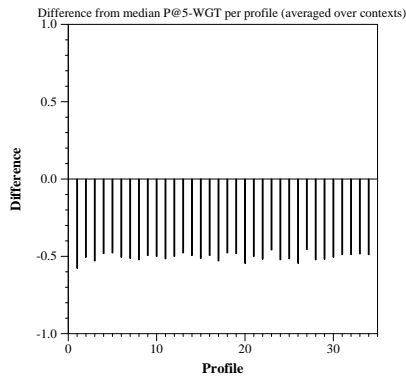
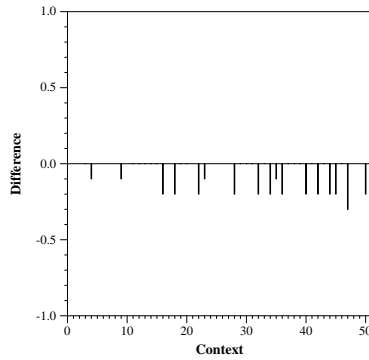
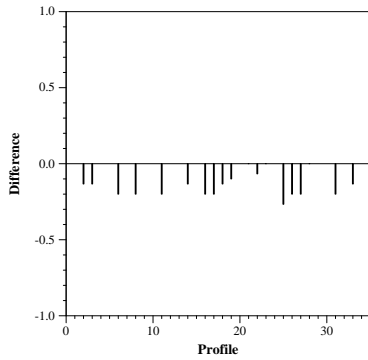


Contextual Suggestion Track results — Indian Statistical Institute (isi-paik)

Run ID:	watcs12a
Evaluation focus:	Both preference and context
Averages over all profiles and contexts	
MRR-WGT:	0.0062
P@5-WGT:	0.0049
MRR-GT:	0.0395
P@5-GT:	0.0120
MRR-G:	0.0424
P@5-G:	0.0134
MRR-T:	0.8669
P@5-T:	0.6967
MRR-W:	0.6543
P@5-W:	0.5790
MRR-D:	0.8009
P@5-D:	0.6784



Difference from median P@5-GT per profile (averaged over contexts)

Difference from median P@5-GT per context (averaged over profiles)