

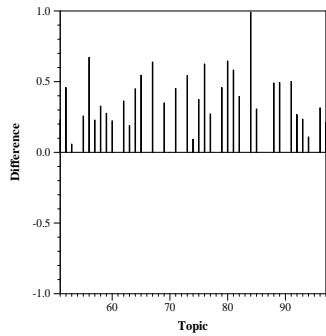
Web Track adhoc and diversity results — The University of Melbourne

Summary Statistics	
Run ID:	UMa10BSF
Task :	adhoc
Category:	A
External resources used:	(A) no additional resources
Number of Topics:	36

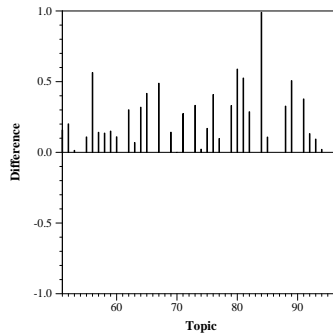
Adhoc measures		Diversity measures	
Retrieved	36000	α -nDCG@10	0.3364
Relevant	4289	α -nDCG@20	0.3786
Relevant retrieved	1630	ERR-IA@10	0.2416
Prec@10	0.3556	P-IA@10	0.1519
Prec@20	0.3208	P-IA@20	0.1310
MAP	0.0880	MAP-IA	0.0502
NDCG@20	0.1876	NRBP	0.2018
ERR@20	0.1231	ERR-IA@20	0.2536

Summary Statistics	
Run ID:	UMa10BSF
Task :	adhoc
Category:	A
External resources used:	(A) no additional resources
Number of Topics:	36

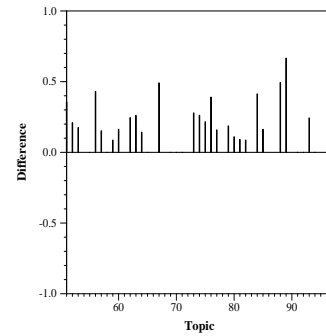
Adhoc measures		Diversity measures	
Retrieved	36000	α -nDCG@10	0.1632
Relevant	4289	α -nDCG@20	0.1879
Relevant retrieved	1562	ERR-IA@10	0.1022
Prec@10	0.2056	P-IA@10	0.0842
Prec@20	0.1917	P-IA@20	0.0828
MAP	0.0655	MAP-IA	0.0371
NDCG@20	0.0943	NRBP	0.0711
ERR@20	0.0583	ERR-IA@20	0.1093



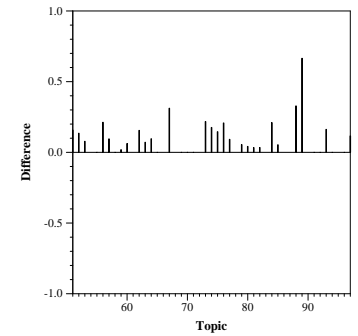
Difference from median α -nDCG@20 per topic



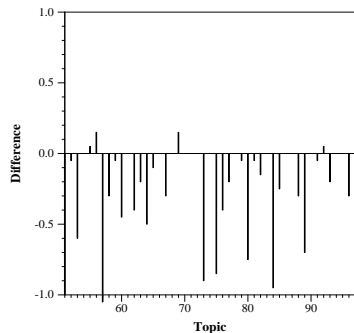
Difference from median ERR-IA@20 per topic



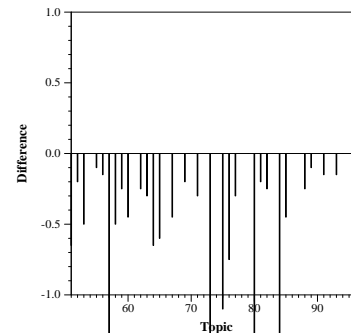
Difference from median α -nDCG@20 per topic



Difference from median ERR-IA@20 per topic



Difference from median P@20 per topic



Difference from median P@20 per topic

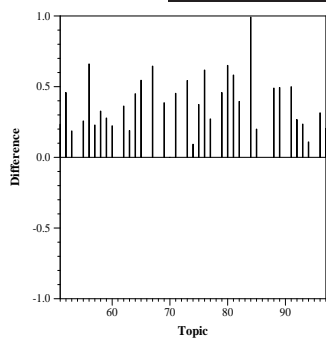
Web Track adhoc and diversity results — The University of Melbourne

Summary Statistics	
Run ID:	UMa10IASF
Task :	adhoc
Category:	A
External resources used:	(A) no additional resources
Number of Topics:	36

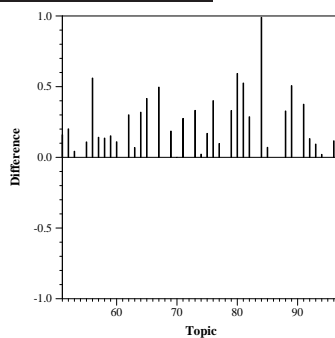
Adhoc measures		Diversity measures	
Retrieved	36000	α -nDCG@10	0.3345
Relevant	4289	α -nDCG@20	0.3798
Relevant retrieved	1621	ERR-IA@10	0.2420
Prec@10	0.3583	P-IA@10	0.1443
Prec@20	0.3194	P-IA@20	0.1300
MAP	0.0871	MAP-IA	0.0488
NDCG@20	0.1909	NRBP	0.2039
ERR@20	0.1239	ERR-IA@20	0.2546

Summary Statistics	
Run ID:	UMd10ASF
Task :	diversity
Category:	A
External resources used:	(A) no additional resources
Number of Topics:	36

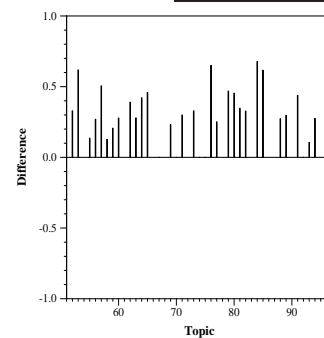
Adhoc measures		Diversity measures	
Retrieved	35866	α -nDCG@10	0.2599
Relevant	4289	α -nDCG@20	0.2930
Relevant retrieved	642	ERR-IA@10	0.1854
Prec@10	0.2444	P-IA@10	0.1087
Prec@20	0.1903	P-IA@20	0.0861
MAP	0.0289	MAP-IA	0.0272
NDCG@20	0.1223	NRBP	0.1609
ERR@20	0.0910	ERR-IA@20	0.1947



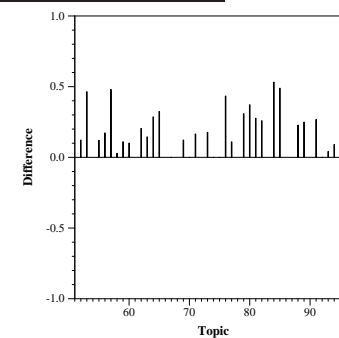
Difference from median α -nDCG@20 per topic



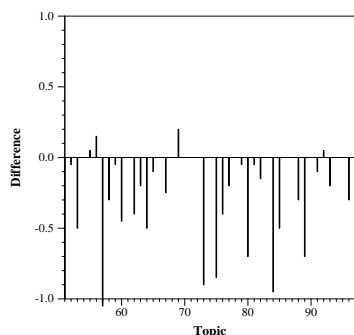
Difference from median ERR-IA@20 per topic



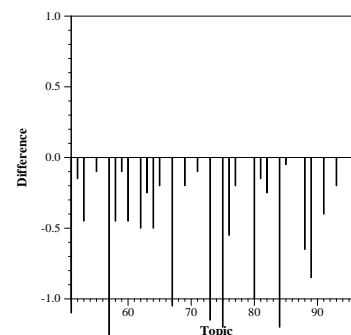
Difference from median α -nDCG@20 per topic



Difference from median ERR-IA@20 per topic



Difference from median P@20 per topic



Difference from median P@20 per topic

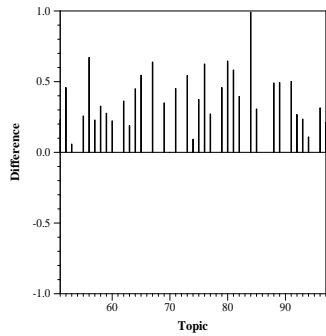
Web Track adhoc and diversity results — The University of Melbourne

Summary Statistics	
Run ID:	UMd10BASf
Task :	diversity
Category:	A
External resources used:	(A) no additional resources
Number of Topics:	36

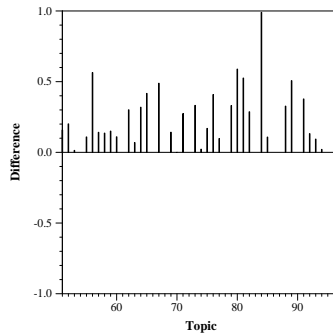
Adhoc measures		Diversity measures	
Retrieved	36000	α -nDCG@10	0.3364
Relevant	4289	α -nDCG@20	0.3786
Relevant retrieved	1630	ERR-IA@10	0.2416
Prec@10	0.3556	P-IA@10	0.1519
Prec@20	0.3208	P-IA@20	0.1310
MAP	0.0880	MAP-IA	0.0502
NDCG@20	0.1876	NRBP	0.2018
ERR@20	0.1231	ERR-IA@20	0.2536

Summary Statistics	
Run ID:	UMd10IASf
Task :	diversity
Category:	A
External resources used:	(A) no additional resources
Number of Topics:	36

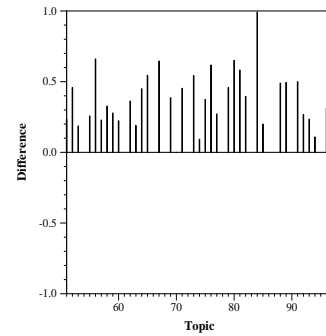
Adhoc measures		Diversity measures	
Retrieved	36000	α -nDCG@10	0.3345
Relevant	4289	α -nDCG@20	0.3798
Relevant retrieved	1621	ERR-IA@10	0.2420
Prec@10	0.3583	P-IA@10	0.1443
Prec@20	0.3194	P-IA@20	0.1300
MAP	0.0871	MAP-IA	0.0488
NDCG@20	0.1909	NRBP	0.2039
ERR@20	0.1239	ERR-IA@20	0.2546



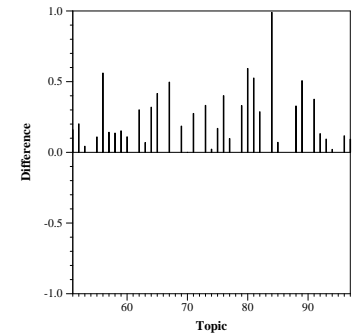
Difference from median α -nDCG@20 per topic



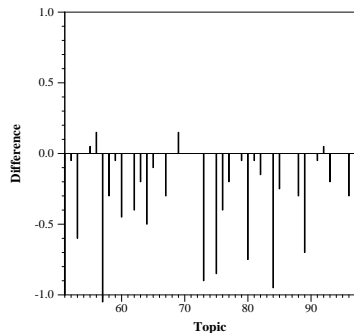
Difference from median ERR-IA@20 per topic



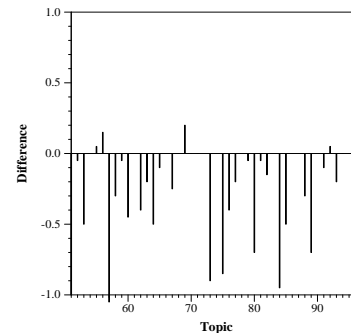
Difference from median α -nDCG@20 per topic



Difference from median ERR-IA@20 per topic



Difference from median P@20 per topic



Difference from median P@20 per topic