

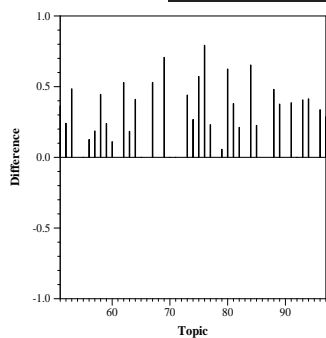
Web Track adhoc and diversity results — University of Delaware

Summary Statistics	
Run ID:	udelIndriB
Task :	adhoc
Category:	B
External resources used:	(A) no additional resources
Number of Topics:	36

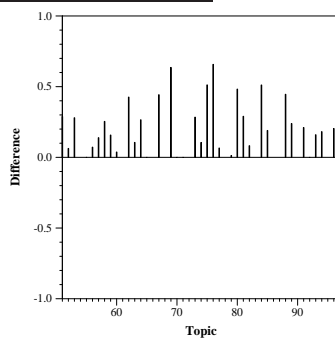
Adhoc measures		Diversity measures	
Retrieved	36000	α -nDCG@10	0.2780
Relevant	4289	α -nDCG@20	0.3250
Relevant retrieved	1862	ERR-IA@10	0.2115
Prec@10	0.3000	P-IA@10	0.1107
Prec@20	0.3222	P-IA@20	0.1152
MAP	0.1045	MAP-IA	0.0593
NDCG@20	0.1540	NRBP	0.1894
ERR@20	0.0852	ERR-IA@20	0.2245

Summary Statistics	
Run ID:	udelIndriWP
Task :	adhoc
Category:	B
External resources used:	(A) no additional resources
Number of Topics:	36

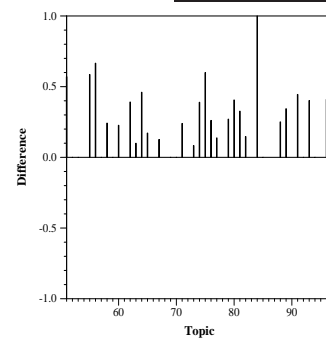
Adhoc measures		Diversity measures	
Retrieved	36000	α -nDCG@10	0.2312
Relevant	4289	α -nDCG@20	0.2595
Relevant retrieved	623	ERR-IA@10	0.1757
Prec@10	0.4000	P-IA@10	0.1555
Prec@20	0.3722	P-IA@20	0.1511
MAP	0.0749	MAP-IA	0.0507
NDCG@20	0.2225	NRBP	0.1554
ERR@20	0.1075	ERR-IA@20	0.1837



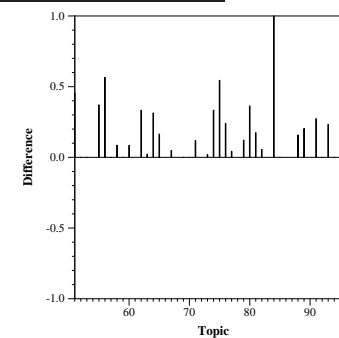
Difference from median α -nDCG@20 per topic



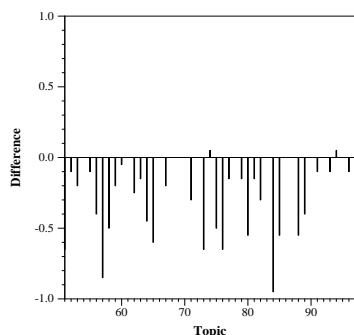
Difference from median ERR-IA@20 per topic



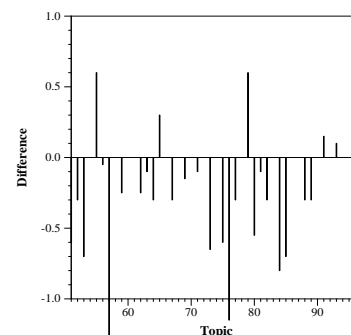
Difference from median α -nDCG@20 per topic



Difference from median ERR-IA@20 per topic



Difference from median P@20 per topic



Difference from median P@20 per topic

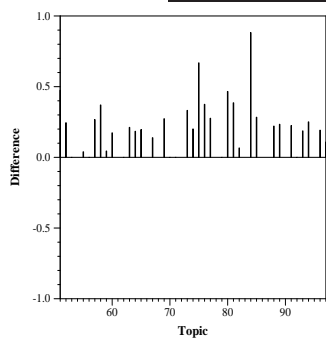
Web Track adhoc and diversity results — University of Delaware

Summary Statistics	
Run ID:	udelCluster
Task :	diversity
Category:	B
External resources used:	(A) no additional resources
Number of Topics:	36

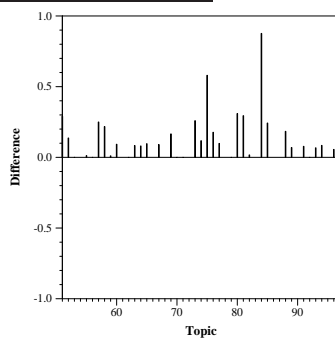
Adhoc measures		Diversity measures	
Retrieved	7200	α -nDCG@10	0.1819
Relevant	4289	α -nDCG@20	0.2215
Relevant retrieved	1288	ERR-IA@10	0.1308
Prec@10	0.2583	P-IA@10	0.0785
Prec@20	0.2528	P-IA@20	0.0796
MAP	0.0935	MAP-IA	0.0456
NDCG@20	0.0961	NRBP	0.1097
ERR@20	0.0552	ERR-IA@20	0.1422

Summary Statistics	
Run ID:	udelSimPrune
Task :	diversity
Category:	B
External resources used:	(A) no additional resources
Number of Topics:	36

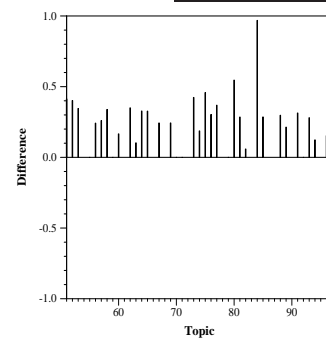
Adhoc measures		Diversity measures	
Retrieved	2741	α -nDCG@10	0.1950
Relevant	4289	α -nDCG@20	0.2508
Relevant retrieved	379	ERR-IA@10	0.1377
Prec@10	0.2417	P-IA@10	0.0845
Prec@20	0.2333	P-IA@20	0.0894
MAP	0.0260	MAP-IA	0.0156
NDCG@20	0.1036	NRBP	0.1103
ERR@20	0.0589	ERR-IA@20	0.1524



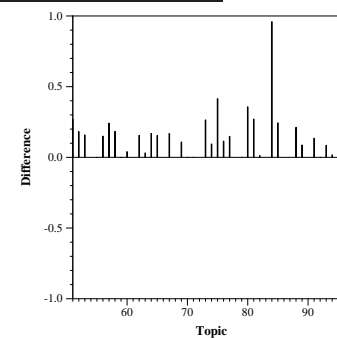
Difference from median α -nDCG@20 per topic



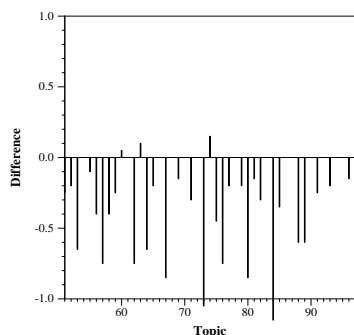
Difference from median ERR-IA@20 per topic



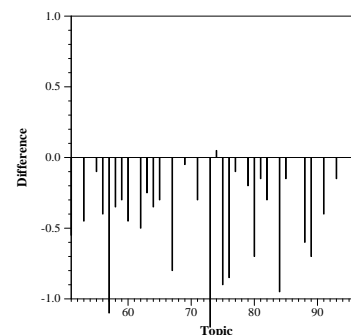
Difference from median α -nDCG@20 per topic



Difference from median ERR-IA@20 per topic



Difference from median P@20 per topic



Difference from median P@20 per topic

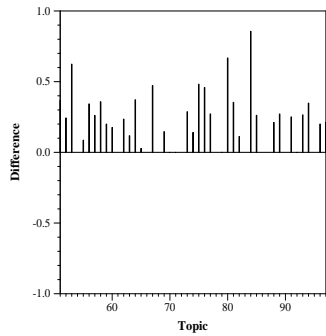
Web Track adhoc and diversity results — University of Delaware

Summary Statistics	
Run ID:	udelFMRM
Task :	diversity
Category:	B
External resources used:	(A) no additional resources
Number of Topics:	36

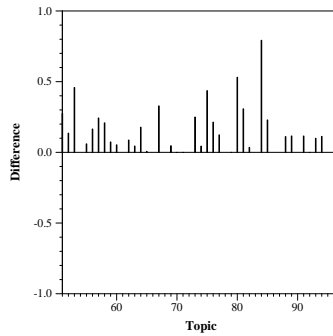
Adhoc measures		Diversity measures	
Retrieved	1800	α -nDCG@10	0.2178
Relevant	4289	α -nDCG@20	0.2689
Relevant retrieved	475	ERR-IA@10	0.1563
Prec@10	0.2694	P-IA@10	0.1008
Prec@20	0.3069	P-IA@20	0.1165
MAP	0.0455	MAP-IA	0.0290
NDCG@20	0.1359	NRBP	0.1323
ERR@20	0.0684	ERR-IA@20	0.1709

Summary Statistics	
Run ID:	udelIndriB2
Task :	adhoc
Category:	B
External resources used:	(A) no additional resources
Number of Topics:	36

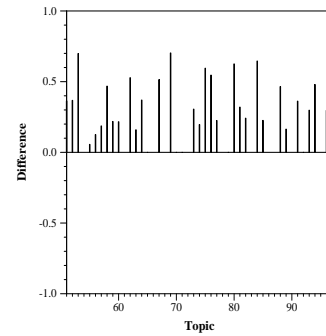
Adhoc measures		Diversity measures	
Retrieved	36000	α -nDCG@10	0.2735
Relevant	4289	α -nDCG@20	0.3127
Relevant retrieved	1858	ERR-IA@10	0.2041
Prec@10	0.2861	P-IA@10	0.1038
Prec@20	0.2958	P-IA@20	0.1033
MAP	0.0993	MAP-IA	0.0542
NDCG@20	0.1410	NRBP	0.1817
ERR@20	0.0768	ERR-IA@20	0.2150



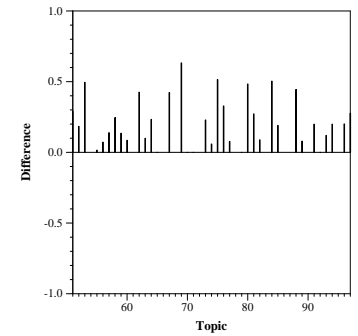
Difference from median α -nDCG@20 per topic



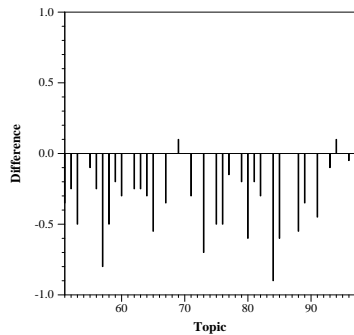
Difference from median ERR-IA@20 per topic



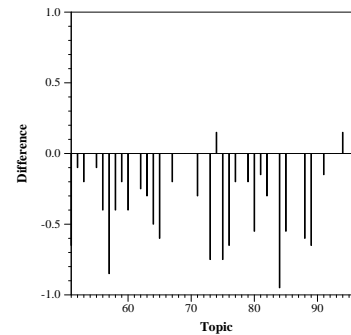
Difference from median α -nDCG@20 per topic



Difference from median ERR-IA@20 per topic



Difference from median P@20 per topic



Difference from median P@20 per topic