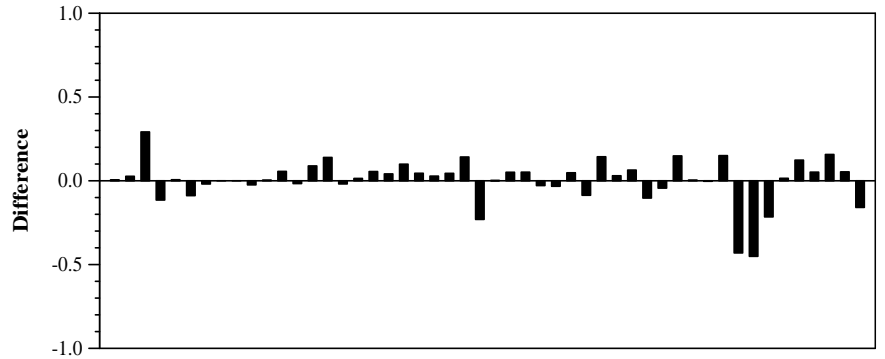
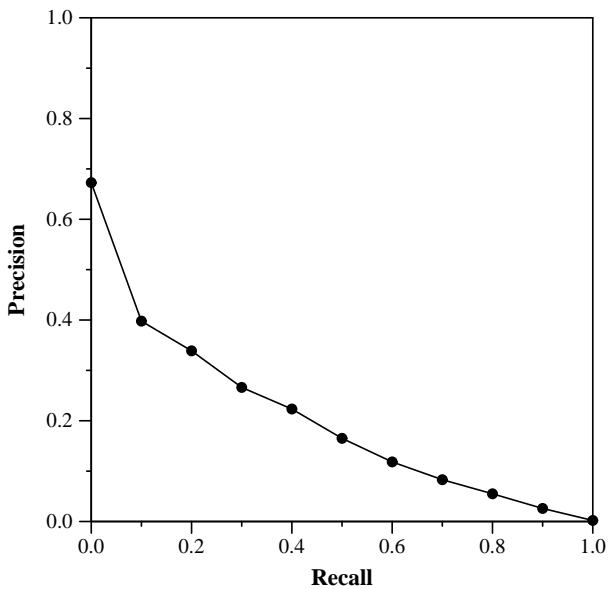


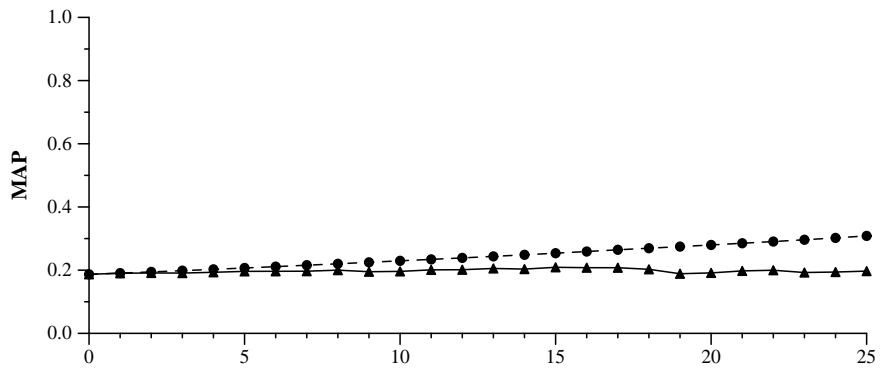
Robust track results — Indiana University (Yang)

Summary Statistics	
Run ID	wdf1t3qd
Run Description:	Automatic run, description only
Total number retrieved	50000
Total relevant	6561
Total relevant retrieved	3981
MAP	0.1869
Geometric MAP	0.1097

Document Level Averages	
	Precision
At 5 docs	0.3840
At 10 docs	0.3760
At 15 docs	0.3760
At 20 docs	0.3700
At 30 docs	0.3600
At 100 docs	0.2602
At 200 docs	0.2022
At 500 docs	0.1258
At 1000 docs	0.0796
R-Precision	
Exact	0.2514



Difference from median in average precision per topic



Area between optimal and predicted MAP curves: 1.1971