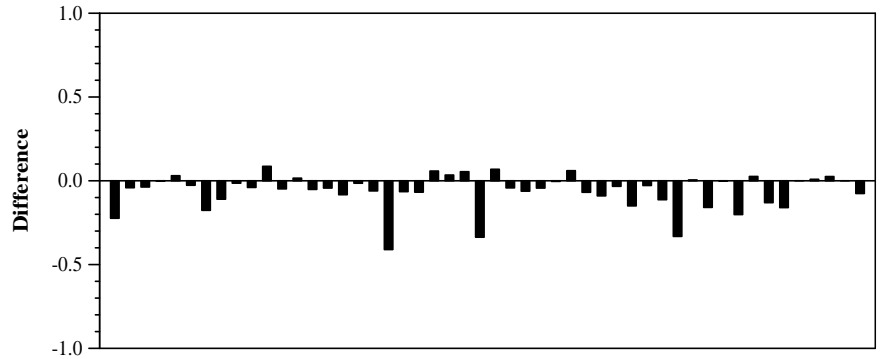
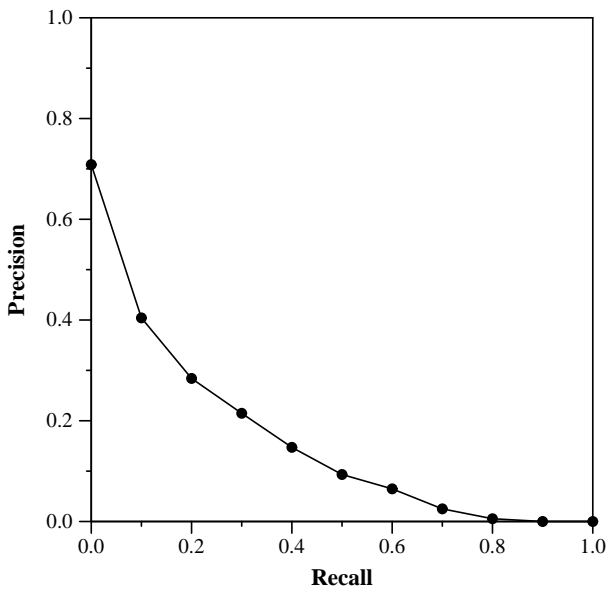
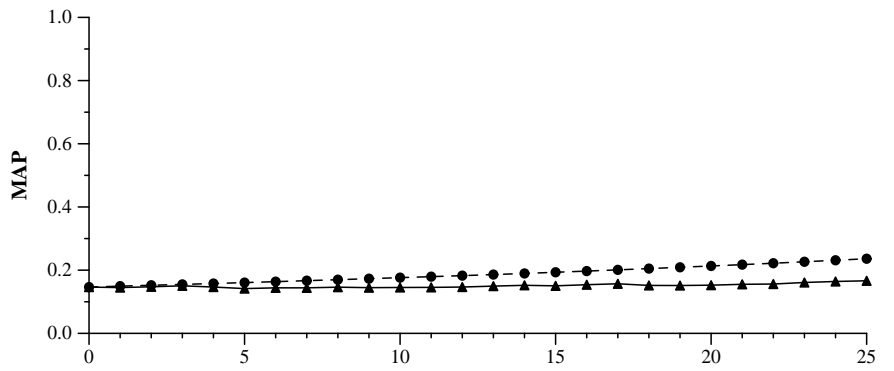


Summary Statistics	
Run ID	rmit5t1545Td
Run Description:	Automatic run, title only
Total number retrieved	50000
Total relevant	6561
Total relevant retrieved	3154
MAP	0.1464
Geometric MAP	0.0980

Document Level Averages	
	Precision
At 5 docs	0.4440
At 10 docs	0.4100
At 15 docs	0.3933
At 20 docs	0.3780
At 30 docs	0.3473
At 100 docs	0.2346
At 200 docs	0.1677
At 500 docs	0.0996
At 1000 docs	0.0631
R-Precision	
Exact	0.2205



Difference from median in average precision per topic



Area between optimal and predicted MAP curves: 0.9458