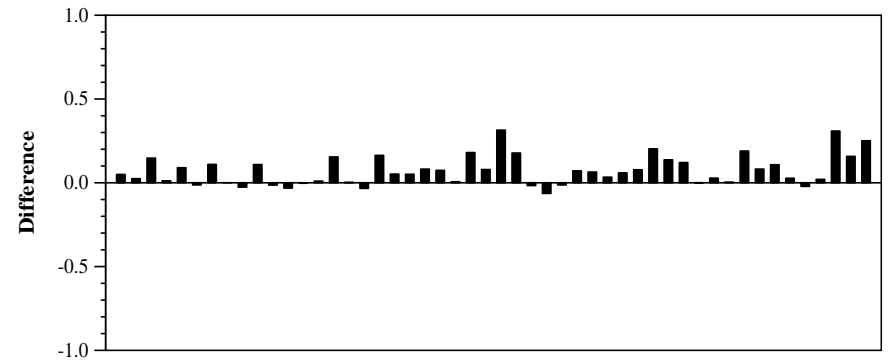
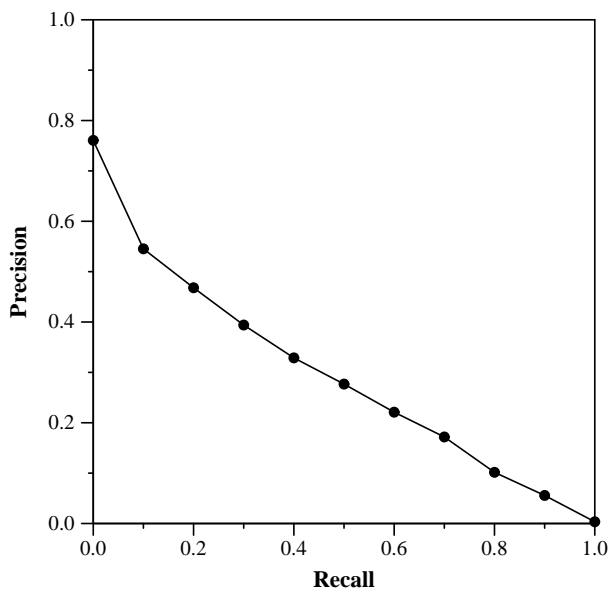


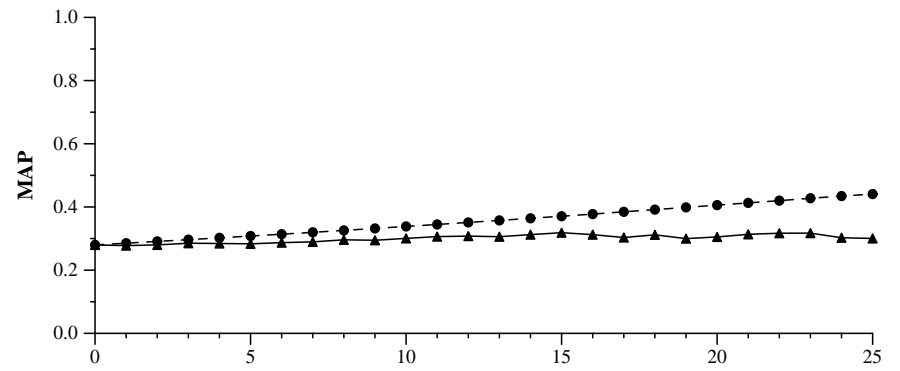
Robust track results — Queens College, CUNY

Summary Statistics	
Run ID	pircRB05t2
Run Description:	Automatic run, title only
Total number retrieved	50000
Total relevant	6561
Total relevant retrieved	4700
MAP	0.2798
Geometric MAP	0.1957

Document Level Averages	
	Precision
At 5 docs	0.5240
At 10 docs	0.5420
At 15 docs	0.5067
At 20 docs	0.4940
At 30 docs	0.4707
At 100 docs	0.3406
At 200 docs	0.2613
At 500 docs	0.1559
At 1000 docs	0.0940
R-Precision	
Exact	0.3238



Difference from median in average precision per topic



Area between optimal and predicted MAP curves: 1.4823