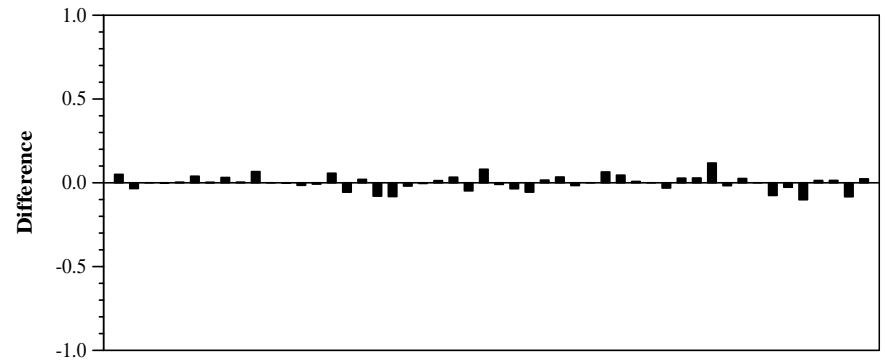
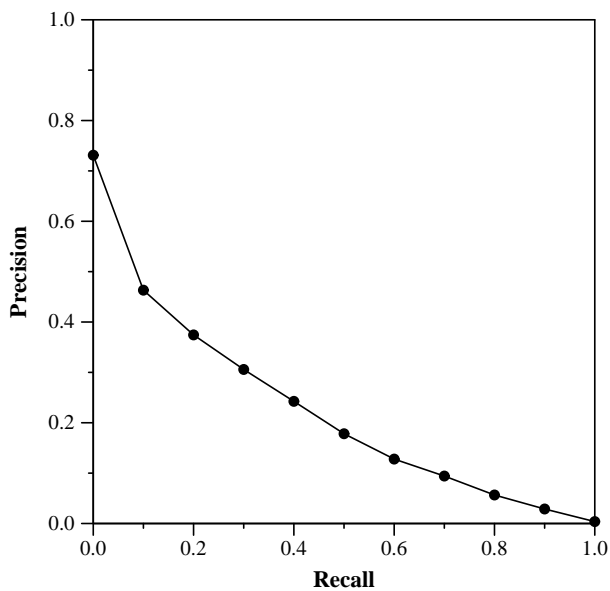


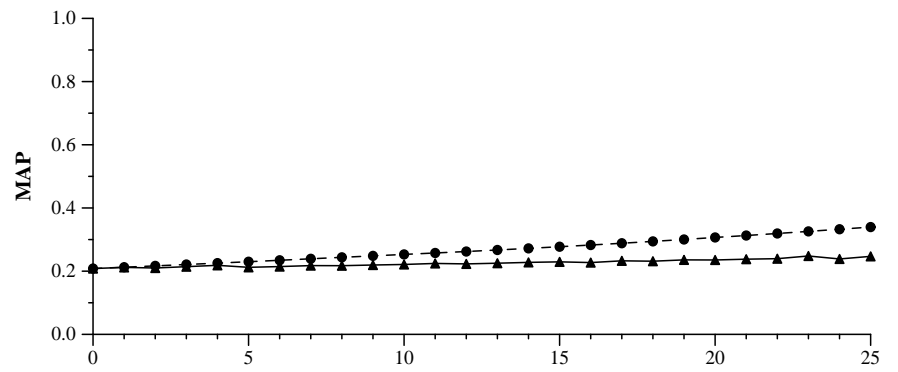
Robust track results — Hummingbird

| Summary Statistics | |
|--------------------------|---------------------------|
| Run ID | humR05txl |
| Run Description: | Automatic run, title only |
| Total number retrieved | 50000 |
| Total relevant | 6561 |
| Total relevant retrieved | 4100 |
| MAP | 0.2083 |
| Geometric MAP | 0.1316 |

| Document Level Averages | |
|-------------------------|-----------|
| | Precision |
| At 5 docs | 0.5080 |
| At 10 docs | 0.4480 |
| At 15 docs | 0.4227 |
| At 20 docs | 0.4120 |
| At 30 docs | 0.3900 |
| At 100 docs | 0.2804 |
| At 200 docs | 0.2096 |
| At 500 docs | 0.1291 |
| At 1000 docs | 0.0820 |
| R-Precision | |
| Exact | 0.2678 |



Difference from median in average precision per topic



Area between optimal and predicted MAP curves: 1.1024