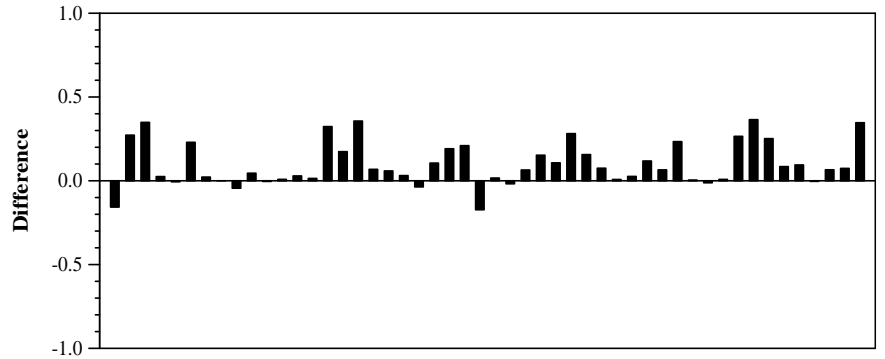
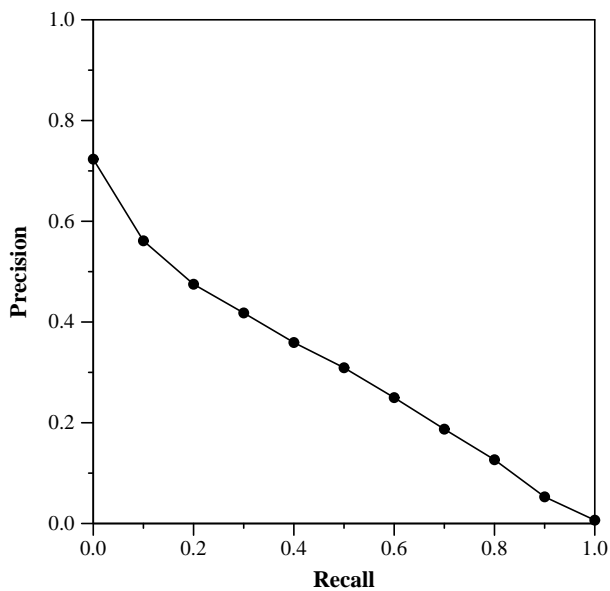


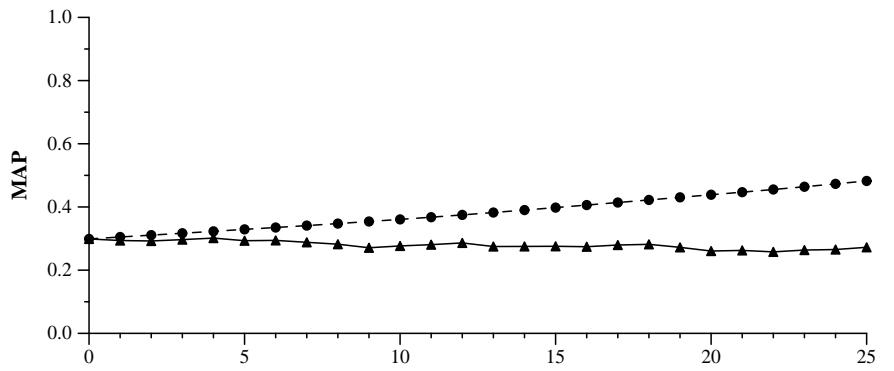
Robust track results — Arizona State University (Roussinov)

Summary Statistics	
Run ID	ASUBE
Run Description:	Automatic run, title+desc
Total number retrieved	50000
Total relevant	6561
Total relevant retrieved	4831
MAP	0.2988
Geometric MAP	0.1840

Document Level Averages	
	Precision
At 5 docs	0.5520
At 10 docs	0.5280
At 15 docs	0.5107
At 20 docs	0.4980
At 30 docs	0.4813
At 100 docs	0.3624
At 200 docs	0.2781
At 500 docs	0.1631
At 1000 docs	0.0966
R-Precision	
Exact	0.3392



Difference from median in average precision per topic



Area between optimal and predicted MAP curves: 2.6968